

NOTICE AND AGENDA FOR CIRCUIT ENGINEERING DISTRICT #1 REGULAR BOARD MEETING

DATE: August 25, 2016
TIME: 10:00 am
PLACE: Vista Towers at Shangri-La, 57200 E. Hwy. 125, Monkey Island, OK 74331,
Delaware County

AGENDA

1. Call to order by President
2. Determine that Notice of Meeting and Agenda for this meeting was properly posted in accordance with the Oklahoma Open Meeting Act
3. Flag salute and opening prayer
4. Roll call by Secretary
5. Introduction of attendees
6. Presentation by Premier Truck Group Tulsa, OK and Caseco Truck Body
7. Reading of the minutes and approval or modification thereof. (Attachment 7)
8. Acknowledge receipt of incoming correspondence.
9. Discussion and acceptance of the Treasurer's Report. (Attachment 9)
10. Reports from the following with discussion:
 - a. Congressional Representatives
 - b. Tribal Representatives
 - c. INCOG Representatives
 - d. ODOT
 - Local Government
 - Division 8
 - e. OCCEDB
 - f. ACCO / SIG-SIF / Legislative
 - g. County Advisory Board (CAB)
11. Discussion and possible action to approve projects and funding on the following programs:
 - a. Emergency Transportation Revolving (ETR) Fund (Attachment 11a)
 - Delaware County District #1- \$110,000 for Wolf Creek Bridge JP#28532
 - b. Surface Transportation Program (STP) (Attachment 11b)
 - c. Material Request Program (MRP) (Attachment 11c)
 - d. Used Beam Program (Attachment 11d)
 - e. Combined STP(BR) and CIRB Plan (Attachment 11e)
 - f. 2017 STP(BR) Project Status (Attachment 11f)
 - g. Project Status Updates (Attachment 11g)
12. Discussion of Nominations for the Executive Board Election.
13. Discussion and possible action on the CED#1 Fiscal Year 2016 Audit Report. (Attachment 13)
14. Discussion and possible action on a new policy for 2022 STP funds. (Attachment 14)
15. Review calendar of events. (Attachment 15)
16. New Business
17. Adjourn

Attachment 7

MEETING MINUTES FOR CIRCUIT ENGINEERING DISTRICT #1 REGULAR BOARD MEETING

DATE: July 28, 2016
 TIME: 10:00 am
 PLACE: Nowata County Fairgrounds, 612 Roxy Ave, Nowata, OK

Meeting Minutes

1. Call to order by President
2. Determine that Notice of Meeting and Agenda for this meeting was properly posted in accordance with the Oklahoma Open Meeting Act
-John Blickensderfer with Guy Engineering reported that the meeting was properly posted in accordance with the Oklahoma Open Meeting Act.
3. Flag salute and opening prayer
-Tom Sanders led the flag salute; Mike Dunlap led the opening prayer.
4. Roll call by Secretary

COUNTY	APPOINTED REP.	PRESENT	ABSENT
CRAIG	Hugh Gordon	X	
CREEK	Newt Stephens	X	
DELAWARE	Tom Sanders	X	
MAYES	Kevin Whiteside	X	
NOWATA	Doug Sonenberg	X	
OSAGE	Scott Hilton (Sec./Treasurer)	X	
OTTAWA	Russell Earls (President)	X	
PAWNEE	Charles Brown (Dale Carter)	X	
ROGERS	Dan DeLozier (Vice-President)	X	
TULSA	Tom Rains	X	
WASHINGTON	Mitch Antle (Mike Dunlap)	X	

5. Introduction of attendees
6. Presentation by Garver
-Lacee Stanley with Garver thanked everyone for attending the meeting and gave a brief overview of some of the services that they offer, including design engineering.
7. Reading of the minutes and approval or modification thereof.
-Dan DeLozier made a motion to approve the minutes as presented; Newt Stephens seconded. Roll call vote:

COUNTY	APPOINTED REP	YES	NO
CRAIG	Hugh Gordon	X	
CREEK	Newt Stephens	X	
DELAWARE	Tom Sanders	X	
MAYES	Kevin Whiteside	X	
NOWATA	Doug Sonenberg	X	
OSAGE	Scott Hilton	X	
OTTAWA	Russell Earls	X	
PAWNEE	Dale Carter	X	
ROGERS	Dan DeLozier	X	
TULSA	Tom Rains	X	

**MEETING MINUTES FOR
CIRCUIT ENGINEERING DISTRICT #1
REGULAR BOARD MEETING**

WASHINGTON	Mike Dunlap	X	
------------	-------------	---	--

-Motion carried.

8. Acknowledge receipt of incoming correspondence.
-Mr. Blickensderfer reported that that no correspondence had been received.
9. Discussion and acceptance of the Treasurer's Report.
- Scott Hilton presented the Treasurer's Report. The previous balance was \$131,506.29 and the current balance is \$144,107.99.

-Payments since last meeting:

7/7/2016	Ck 10280	Guy Engineering – Program Management	\$7,750.00
7/7/2016	Ck 10280	Guy Engineering – Hourly Committee Mtgs	\$434.68
7/27/2016	Ck 10281	Mohammed Moursy- Mileage Reimbursement	\$453.60

-Credits since last meeting:

7/27/2016	Statewide Circuit CED	\$21,239.98
-----------	-----------------------	-------------

-Doug Sonenberg made a motion to accept the Treasurer's Report as presented; Newt Stephens seconded. Roll call vote:

COUNTY	APPOINTED REP	YES	NO
CRAIG	Hugh Gordon	X	
CREEK	Newt Stephens	X	
DELAWARE	Tom Sanders	X	
MAYES	Kevin Whiteside	X	
NOWATA	Doug Sonenberg	X	
OSAGE	Scott Hilton	X	
OTTAWA	Russell Earls	X	
PAWNEE	Dale Carter	X	
ROGERS	Dan DeLozier	X	
TULSA	Tom Rains	X	
WASHINGTON	Mike Dunlap	X	

-Motion carried.

10. Reports from the following with discussion:
- Congressional Representatives
-Debbie Dooley from Congressman Markwayne Mullin's office was in attendance. Mark Lawson, a representative for District 30 was in attendance. Eric Epperson, the City Manager for the City of Nowata and candidate for House District 10 was also in attendance.
 - Tribal Representatives
-Rob Endicott with the Cherokee Nation reported that Washington County Bridge#84 and Delaware County Bridge#27 have been submitted for TPP bridge funding. Mr. Endicott also thanked Congressman Mullin for his work on the FASTACT.
 - INCOG Representatives
-No representatives were in attendance.
 - ODOT
*- Local Government
-James Pruett with ODOT Local Government asked that engineering consultants email Shannon Sheffert with any contracts that they are still waiting on receiving. Mr. Pruett also reported that Supplemental and Contract agreements money has not been encumbered, so he requested that the county*

**MEETING MINUTES FOR
CIRCUIT ENGINEERING DISTRICT #1
REGULAR BOARD MEETING**

pay property owners directly and then get reimbursed from ODOT later. Mr. Pruett also announced that he would start inputting the 5 year plans August 8th.

- Division 8

-Matt Casillas reported that Bruce Martin is working with FHWA and hopes that they will visit sites next week from the event last Christmas. Mr. Casillas also mentioned that ODOT has new earthquake response guidelines and there will be training for the Counties in August.

e. OCCEDB

-Chris Schroder with OCCEDB reminded everyone that the ACCO Conference is next week. Mr. Schroder also reminded everyone to please contact their candidates to talk about County issues. OCCEDB is also available to come and meet with them if they want.

f. ACCO / SIG-SIF / Legislative

-Mike Dunlap reported that the financials were going well.

g. County Advisory Board (CAB)

-Tom Sanders reported that the CAB board was meeting Wednesday during the ACCO Summer Conference at 9am.

11. Discussion and possible action to approve projects and funding on the following programs:

a. Emergency Transportation Revolving (ETR) Fund

-Mr. Blickensderfer reported that Delaware paid back their ETRs for S 660 & E450 Rd and S 595 & E 290Rd. Delaware County also requested to move \$141,186 from ETRCR1-21-2(11)16 to (\$16,186)Old Hwy ETRCR1-21-2(13)17 and (\$125,000) Tincup Rd ETRCR1-21-2(14)17. Dan DeLozier made a motion to approve moving funds to the new projects; Newt Stephens seconded. Roll call vote:

COUNTY	APPOINTED REP	YES	NO
CRAIG	Hugh Gordon	X	
CREEK	Newt Stephens	X	
DELAWARE	Tom Sanders	X	
MAYES	Kevin Whiteside	X	
NOWATA	Doug Sonenberg	X	
OSAGE	Scott Hilton	X	
OTTAWA	Russell Earls	X	
PAWNEE	Dale Carter	X	
ROGERS	Dan DeLozier	X	
TULSA	Tom Rains	X	
WASHINGTON	Mike Dunlap	X	

-Motion carried.

b. Surface Transportation Program (STP)

-There were no changes made in the last month to the STP list. Mr. Blickensderfer reminded that Colcord Keithly must be ready to let November 2017.

c. Material Request Program (MRP)

-Mr. Blickensderfer reported that there was not money available to pay a request.

d. Used Beam Program

-There were no new used beam requests this month. Mr. Blickensderfer reported that many beams are still available for projects.

e. Combined STP(BR) and CIRB Plan

-Mr. Blickensderfer reported that he had handed out plan per board member. The CED's plan had a positive balance in the 5th year. Mr. Blickensderfer also gave some statistics on the overall 8 year plans: Osage has 5 projects cleared for letting but there are no mineral leases completed so those projects cannot be let; 14 projects are waiting on contracts or supplements; 29 projects are waiting on NEPA or environmental contracts because construction is too far out in the plan. It

MEETING MINUTES FOR CIRCUIT ENGINEERING DISTRICT #1 REGULAR BOARD MEETING

was discussed that counties can pay for their NEPA/Environmental assessment with CIRB plans.

- f. 2017 STP(BR) Project Status
-There are many BR projects that are scheduled for the end of the year. Also, some of those projects might have to move until their 404 permit is approved.
- g. Project Status Updates
-Mr. Blickensderfer discussed project status updates in the 8 year plans.

12. Discussion and possible action adopting a CED#1 FY2016 Actual Budget.

-Mr. Blickensderfer reported that the Expected Budget was \$662,950 but the Actual Budget was \$285,652. Doug Sonenberg made a motion to approve the FY2016 Actual Budget; Tom Rains seconded. Roll call vote:

COUNTY	APPOINTED REP	YES	NO
CRAIG	Hugh Gordon	X	
CREEK	Newt Stephens	X	
DELAWARE	Tom Sanders	X	
MAYES	Kevin Whiteside	X	
NOWATA	Doug Sonenberg	X	
OSAGE	Scott Hilton	X	
OTTAWA	Russell Earls	X	
PAWNEE	Dale Carter	X	
ROGERS	Dan DeLozier	X	
TULSA	Tom Rains	X	
WASHINGTON	Mike Dunlap	X	

-Motion carried.

13. Discussion and possible action adopting a CED#1 FY2017 Budget.

-Mr. Blickensderfer reported that the FY2017 Budget reflects optimism that oil prices will start returning to higher prices, so the budget is higher than was received last year. The proposed budget for FY2017 is \$469,850. Tom Sanders motioned to approve the budget as presented; Newt Stephens seconded. Roll call vote:

COUNTY	APPOINTED REP	YES	NO
CRAIG	Hugh Gordon	X	
CREEK	Newt Stephens	X	
DELAWARE	Tom Sanders	X	
MAYES	Kevin Whiteside	X	
NOWATA	Doug Sonenberg	X	
OSAGE	Scott Hilton	X	
OTTAWA	Russell Earls	X	
PAWNEE	Dale Carter	X	
ROGERS	Dan DeLozier	X	
TULSA	Tom Rains	X	
WASHINGTON	Mike Dunlap	X	

-Motion carried.

14. LTAP Intern Presentation by Mohammed Moursy.

-Mr. Moursy gave a powerpoint presentation on the types of activities he participated in during his summer internship. Those activities included bridge inspections and site visits. He also spent the majority of the summer completing a GIS Map for Creek County, as well as GIS locating bridges, culverts, and other infrastructure for Creek County.

15. Review calendar of events.

-The August CED#1 Meeting will be at Shangri-La in Delaware County.

**MEETING MINUTES FOR
CIRCUIT ENGINEERING DISTRICT #1
REGULAR BOARD MEETING**

16. New Business

-Russell Earls thanked all of the candidates that attended the meeting. Mr. Earls also reported that Bob Jackson's retirement party is scheduled for 4-6pm on August 1st.

17. Adjourn

-Newt Stephens made a motion to adjourn the meeting; Tom Rains seconded. Roll call vote:

COUNTY	APPOINTED REP	YES	NO
CRAIG	Hugh Gordon	X	
CREEK	Newt Stephens	X	
DELAWARE	Tom Sanders	X	
MAYES	Kevin Whiteside	X	
NOWATA	Doug Sonenberg	X	
OSAGE	Scott Hilton	X	
OTTAWA	Russell Earls	X	
PAWNEE	Dale Carter	X	
ROGERS	Dan DeLozier	X	
TULSA	Tom Rains	X	
WASHINGTON	Mike Dunlap	X	

-Motion carried.

CED#1 Checkbook Register

Date	Check #	Payee	Description	Debit	Credit
1/13/2016	10267	Guy Engineering Services	Program Management	7,750.00	
1/13/2016	10267	Guy Engineering Services	Committee Meetings	1,707.18	
1/19/2016	10266	Tri-County Tech	Tri-County Tech Rental	260.00	
1/27/2016		Statewide Circuit CED Revolv	January		26,857.84
1/28/2016	10268	Craig County, D2	Materials Request	50,000.00	
2/4/2016	10269	Internet Domain Name Service	Website Domain Name	80.00	
2/9/2016	10270	Guy Engineering Services	Program Management	7,750.00	
2/9/2016	10270	Guy Engineering Services	Used Beam Program	218.27	
2/9/2016	10270	Guy Engineering Services	Committee Meetings	506.48	
2/25/2016		Statewide Circuit CED Revolv	February		23,617.85
3/7/2016	10271	Guy Engineering Services	Program Management	7,750.00	
3/7/2016	10271	Guy Engineering Services	Project Scoping- Hourly	1,709.72	
3/7/2016	10271	Guy Engineering Services	Committee Meetings-	433.73	
3/24/2016		Statewide Circuit CED Revolv	March		18,934.36
4/11/2016	10273	Guy Engineering Services	Project Scoping- Hourly	2,001.73	
4/11/2016	10273	Guy Engineering Services	Project Management	7,750.00	
4/19/2016		Deluxe Business Systems	Checks	78.00	
4/19/2016	10272	Omnis Network	Webhosting Fee	83.40	
4/28/2016		Statewide Circuit CED Revolv	Auction Disbursement		17,606.96
4/28/2016	10274	Rogers State University	RSU Facility Rental	100.00	
5/5/2016	10275	Guy Engineering Services	Project Management	7,750.00	
5/5/2016	10275	Guy Engineering Services	Project Scoping- Hourly	72.29	
5/5/2016	10275	Guy Engineering Services	Materials Request- Hourly	57.84	
5/5/2016	10275	Guy Engineering Services	Used Beam Program-	101.68	
5/5/2016	10275	Guy Engineering Services	Committee Mtg- Hourly	187.95	
5/5/2016	10275	Guy Engineering Services	Add. FY16 Tasks- Hourly	101.21	
5/25/2016		OCCEDB Auction	Auction Disbursement		16.25
5/25/2016		Statewide Circuit CED Revolv	April/ May		49,434.11
5/26/2016	10276	Creek County, D2	Materials Request Grant	50,000.00	
6/2/2016	10278	Guy Engineering Services	Project Management	7,750.00	
6/2/2016	10278	Guy Engineering Services	Committee Meetings	202.41	
6/13/2016	10277	Tulsa Connect	Web Site Hosting	15.00	
6/22/2016	10279	Mohammed Moursy	Mileage Reimbursement	302.40	
7/7/2016	10280	Guy Engineering Services	Project Management	7,750.00	
7/7/2016	10280	Guy Engineering Services	Committee Mtgs- Hourly	434.68	
7/27/2016		Guy Engineering Services	June Disbursement		21,239.98
7/27/2016	10281	Mohammed Moursy	Mileage Reimbursement	453.60	
8/8/2016		CED#1 Energy District	Reimbursement for Room		200.00
8/11/2016		Guy Engineering Services	Project Management	9,975.00	
8/11/2016		Guy Engineering Services	Project Scoping- Hourly	2,843.16	
8/11/2016		Guy Engineering Services	Committee Mtgs- Hourly	271.28	
8/11/2016		Guy Engineering Services	Used Beam Program	937.76	
8/17/2016		Kevin Duke	Audit Report	2,200.00	
Total					\$128,080.79



Engineering safe and lasting infrastructure solutions for our communities.

8/11/16

Circuit Engineering District 1
 ATTN: Commissioner Scott Hilton
 Osage County Commission
 2850 West 133rd St North
 Skiatook, OK 74070

RE: Engineering Contract for Program Management Services

Dear Commissioner Hilton:

The purpose of this letter is to transmit our invoice for Program Management Services as well as services rendered on an hourly basis for the month ending July 31, 2016. The total amount due is \$14,027.20.

Program Management Services included (\$ 9,975.00):

- ✓ Attended and prepared meeting agenda/notice and transmitted to counties and other interested parties for CED meeting on July 28th, Nowata County
- ✓ Attended OCCEDB and ACCO board meeting in Oklahoma City on July 27th
- ✓ Updated website with meeting information and additional resources
- ✓ Discussions with counties on potential projects for the CIRB plan
- ✓ Coordinated project status on ETR, STP, and CIRB programs with ODOT, Consultants, and Commissioners as well as status of CIRB projects
- ✓ Updated 8-Year Plans and sent to ODOT for database input

Project Scoping and Reports included (\$2,843.16):

- ✓ Determination of projects on 8 Year Plans requiring scoping
- ✓ Scheduling site visits with ODOT and Commissioners for Delaware BR 46 and BR 104, Rogers LWC, and Pawnee 5700 Rd
- ✓ Completed scoping reports for Delaware BR 104 and Rogers LWC

Project Status Meeting included (\$271.28):

- ✓ Updated the Project Statuses 8 Year Plans documents
- ✓ Discussion and correspondence of Project Statuses with Consultants and Project Managers for updates.

Main Office
 10759 E Admiral Pl
 Tulsa, OK 74116
 Phone 918.437.0282 - Fax 918.437.0455
 GuyEngr.com

Branch Office
 1741 W 33rd St, Ste 110
 Edmond, OK 73013
 Phone 405.608.4217



Engineering safe and lasting infrastructure solutions for our communities.

Used Beam Program (\$937.76):

- ✓ Gathered information for OCCEDB 2016 used beam spreadsheet
- ✓ Used Beam Information Report was verified for discrepancies
- ✓ Updated completed used beam bridge projects spreadsheet for OCCEDB
- ✓ Correspondence with OCCEDB on Used Beam Inventory

If there are any questions or comments, please give me a call.

Best regards,

A handwritten signature in blue ink, appearing to read "John Blickensderfer", is written over the typed name.

John Blickensderfer, PE, CFM, LSI
President

Enclosure


Guy Engineering Services, Inc.

10759 E Admiral Pl
Tulsa, OK 74116-3012
Tel: 918-437-0282 Fax: 918-437-0455
www.GuyEngr.com

Invoice

Circuit Engineering District No. 1
c/o Commissioner Scott Hilton
Osage County Commission
2850 W 133rd St N
Skiatook, OK 74070

Invoice Date: **11-Aug-16**
Invoice Num: **1028-Y11-01**
Billing Through: **31-Jul-16**

FY 2016-2017

<u>Phase</u>	<u>Contract Amount</u>	<u>Invoice #</u>	<u>Previously Billed</u>	<u>Amount Due</u>
Program Management Services	\$119,700.00	1 of 12	\$0.00	\$9,975.00

Project Scoping and Reports

<u>Date</u>	<u>Employee</u>	<u>Classification</u>	<u>Description of Work Performed</u>	<u>Hours/Units</u>	<u>Rate</u>	<u>Amount</u>
7/18/2016	Rebecca	Sr PE I:	Discuss scheduling and route for scopings	0.50	\$130.72	\$65.36
7/18/2016	Aaron	Sr PE I:	Determination of Projects Requiring Scoping, Mapping Projects, Coordination w/ ODOT & Commissioners	1.50	\$130.72	\$196.08
7/19/2016	Aaron	Sr PE I:	Scheduling Site visits w/ ODOT & Commissioners. Compiling Documents for Scopings	2.00	\$130.72	\$261.44
7/19/2016	Rebecca	Sr PE I:	Prep for Delaware Br 46 & Br 104 and Rogers LWC scoping meetings; Create scoping docs	3.00	\$130.72	\$392.16
7/20/2016	Rebecca	Sr PE I:	Delaware Br 104 Scoping Report	1.00	\$130.72	\$130.72
7/20/2016	Rebecca	Sr PE I:	Delaware Br 46 & 104; Rogers LWC; Delaware Br 46 was cancelled	6.50	\$130.72	\$849.68
7/21/2016	Rebecca	Sr PE I:	Prep documentation for Pawnee 5700 Rd scoping	1.00	\$130.72	\$130.72
7/24/2016	Rebecca	Sr PE I:	Prep for Pawnee 5700 Rd scoping; Scoping form for Rogers LWC	1.50	\$130.72	\$196.08
7/25/2016	Rebecca	Sr PE I:	Pawnee 5200 Rd scoping	3.00	\$130.72	\$392.16
7/25/2016	Rebecca	Sr PE I:	Delaware scoping forms & programming	1.00	\$130.72	\$130.72
7/27/2016	Rebecca	Sr PE I:	Complete and send paperwork to Delaware	0.50	\$130.72	\$65.36
7/28/2016	Rebecca	Sr PE I:	Rogers LWC scoping documents	0.25	\$130.72	\$32.68
						\$2,843.16

Project Status Meetings

<u>Date</u>	<u>Employee</u>	<u>Classification</u>	<u>Description of Work Performed</u>	<u>Hours/Units</u>	<u>Rate</u>	<u>Amount</u>
7/26/2016	Megan	Proj Mgmt Coord:	Contacted Engineering Companies that did not respond to email requests	1.00	\$70.28	\$70.28
7/27/2016	Megan	Proj Mgmt Coord:	Project Status Meeting; Updated 8 Year Plans	1.00	\$70.28	\$70.28
7/27/2016	Aaron	Sr PE I:	Discussion of Project Statuses with Consultants & Project Managers for Updates	1.00	\$130.72	\$130.72
						\$271.28


Guy Engineering Services, Inc.

10759 E Admiral Pl
Tulsa, OK 74116-3012
Tel: 918-437-0282 Fax: 918-437-0455
www.GuyEngr.com


Invoice

Circuit Engineering District No. 1
c/o Commissioner Scott Hilton
Osage County Commission
2850 W 133rd St N
Skiatook, OK 74070

Invoice Date: 11-Aug-16
Invoice Num: 1028-Y11-01
Billing Through: 31-Jul-16

FY 2016-2017

<u>Phase</u>		<u>Contract Amount</u>	<u>Invoice #</u>	<u>Previously Billed</u>	<u>Amount Due</u>	
Used Beam Program						
<u>Date</u>	<u>Employee</u>	<u>Classification</u>	<u>Description of Work Performed</u>	<u>Units</u>	<u>Rate</u>	<u>Amount</u>
7/7/2016	Megan	Proj Mgmt Coord:	Updated Built Used Beam Bridge Spreadsheet for OCCEDB	1.00	\$70.28	\$70.28
7/8/2016	Aaron	Sr PE I:	Review of Findings of ACCO Beam Listing vs CED1 Beam Listing	0.50	\$130.72	\$65.36
7/8/2016	Jack	Field Data Coll:	Check discrepancies on Used Beam Information report	5.50	\$57.16	\$314.38
7/8/2016	Jack	Field Data Coll:	Gather information for OCCEDB 2016 Excel Spreadsheet	2.25	\$57.16	\$128.61
7/8/2016	Megan	Proj Mgmt Coord:	Updated Built Used Beam Bridge Spreadsheet for OCCEDB	0.50	\$70.28	\$35.14
7/11/2016	Aaron	Sr PE I:	Correspondence w/ OCCEDB on Used Beam Inventory	0.50	\$130.72	\$65.36
7/12/2016	Aaron	Sr PE I:	Correspondence w/ Randy Robinson on Beam Lists & Built Used Beam Bridges	0.50	\$130.72	\$65.36
7/12/2016	Megan	Proj Mgmt Coord:	Updated Built Used Beam Bridge Spreadsheet for OCCEDB	2.75	\$70.28	\$193.27
						937.76
					Total Amount Due:	<u>\$14,027.20</u>


John E. Blickensderfer, PE, President

8-11-2016
Date

KEVIN C. DUKE
Certified Public Accountant
A Professional Corporation

Kevin C. Duke *

* Board Certified in Oklahoma and Texas

7134 South Yale, Suite 212
 Tulsa, Oklahoma 74136
 (918) 492-2264 Fax (918) 492-2270

AUGUST 17, 2016

ITEMIZED STATEMENT

MR. RUSSELL EARLS, PRESIDENT
 CIRCUIT ENGINEERING DISTRICT #1.
 2850 WEST 133RD STREET NORTH
 SKIATOOK, OKLAHOMA 74070

RE: AUDITED FINANCIAL STATEMENTS FOR THE YEAR
 ENDED 6/30/16 FOR CIRCUIT ENGINEERING DISTRICT #1

PREVIOUS BALANCE	\$ 0.00
PROFESSIONAL SERVICES RENDERED:	
PREPARATION OF AUDITED FINANCIAL STATEMENTS FOR THE YEAR ENDED 6/30/16 FOR THE ABOVE REFERENCED ENTITY PER THE AUDIT ENGAGEMENT LETTER	<u>2,200.00</u>
BALANCE DUE	<u><u>\$ 2,200.00</u></u>

TOTAL AMOUNT DUE AND PAYABLE UPON RECEIPT

A Finance charge of 1½% per month will be charged
 on accounts over 30 days past due. Annual percentage rate is 18%.

CIRCUIT ENGINEERING DISTRICT #1
EMERGENCY AND TRANSPORTATION (ETR) REVOLVING FUND PROGRAM

Emergency Transportation Revolving Fund - COMPLETED PROJECTS

Proj. ID	County	Dist.	Project Name	Bridge or Roadway	ETR #	JP#	Force Account Agreement	Estimated Cost	Funds Requested	Reimbursement Source	Approved by CED	Xmtid to OCCEDB	Anticipated Reimbursement Date	Funds Repaid	Cumulative Balance
1	Mayes	2	428 Rd	NBI 27204	ETRCB1-49-2(01)09			\$ 500,000	\$ 500,000	BR & CBRI	1/29/2009	1/29/2009	n/a	\$ 500,000	\$ 3,571,428
2	Osage	1	Old Hwy 99	Road	ETRCR1-57-1(02)09	26987(04)		\$ 369,950	\$ 369,950		1/29/2009	1/29/2009	n/a	\$ 369,950	\$ 3,571,428
3	Osage	2	103rd StN	Road	ETRCR1-57-2(03)09	25854(04)		\$ 235,000	\$ 235,000	CBRI	1/29/2009	1/29/2009	n/a	\$ 235,000	\$ 3,571,428
4	Osage	3	Prue Road	Road	ETRCR1-57-3(01)09	26986(04)		\$ 275,000	\$ 275,000	CBRI	1/29/2009	1/29/2009	n/a	\$ 275,000	\$ 3,571,428
6	Delaware	1	660 Rd	Road	ETRCB1-21-1(01)09			\$ 100,000	\$ 100,000	CBRI	5/14/2009	5/14/2009	n/a	\$ 100,000	\$ 3,571,428
7	Pawnee	2	NS339 EW43-44	Road	ETRCB1-59-2(01)09			\$ 50,000	\$ 50,000	CBRI	5/14/2009	5/14/2009	n/a	\$ 50,000	\$ 3,571,428
8	CED#2		ETRCR-2-11-1(01)09 ETRCR-2-11-1(02)09 ETRCR-2-11-2(03)09					\$ 56,232	\$ 56,232	--	5/14/2009	RR?	n/a	\$ 56,232	\$ 3,571,428
9	Pawnee	2	Old NBI 05263	Road NS 35300	ETRCB1-59-2(02)10		N/A	\$ 116,000	\$ 116,000	FEWA	8/19/2009	8/19/2009	6-30-2011	\$ 116,000	\$ 3,571,428
10	Osage	3	W Tith Trail (Whispering Hills)	Road	ETRCR1-57-2(04)10	27240	YES	\$ 180,000	\$ 180,000	CBRI	8/19/2009	8/19/2009	11-2009	\$ 180,000	\$ 3,571,428
12a	Rogers	2	BR #98 Elm Crk	Bridge	ETRCB1-66-2(02)10		N/A	\$ 200,000	\$ 200,000	Local	10/21/2009	10/21/2009	6-30-2012	\$ 200,000	\$ 3,571,428
12b	Rogers	2	BR #56 Rabb Crk	Bridge	ETRCB1-66-2(03)10		N/A	\$ 200,000	\$ 200,000	Local	10/21/2009	10/21/2009	6-30-2012	\$ 200,000	\$ 3,571,428
13	Rogers	2	Keetonville Rd Overlay	Road	ETRCR1-66-2(04)10		N/A	\$ 200,000	\$ 200,000	Local	10/21/2009	10/21/2009	6-30-2012	\$ 200,000	\$ 3,571,428
14	Nowata	3	BR#28 Creek	Bridge	ETRCB1-66-3(03)10		YES	\$ 870,000	\$ 870,000	CBRI	11/4/2009	11/4/2009	April 2011	N/A	\$ 3,571,428
15	Osage	2	CR1405 (Road to Prue) (Peach Orchard)	Road	ETRCR1-57-2(05)10	27444	YES	\$ 285,000	\$ 285,000	CBRI	11/3/2009	11/4/2009	11-2010	\$ 285,000	\$ 3,571,428
17	Nowata	2	BR #29 California Creek	Bridge	ETRCB1-53-2(02)10	N/A	N/A	\$ 175,000	\$ 175,000	BR	6/24/2010	6/24/2010	within 12 mos of completion	\$ 175,000	\$ 3,571,428
20	Delaware	2	South 510 Rd. (Amphitheater Rd)	Road	ETRCR1-21-2(02)12	N/A	N/A	\$ 135,760	\$ 135,760	CBRI	6/23/2011	7/20/2011	9-2012	\$ 135,760	\$ 3,571,428
18	Pawnee	2	CR#6	Bridge	ETRCB1-59-2(05)11	N/A	N/A	\$ 110,000	\$ 110,000	CBRI	6/24/2010	6/24/2010	9-15-2012	\$ 110,000	\$ 3,571,428
25	Ottawa	1	Quapaw to Peoria	Road	ETRCR1-59-1(01)12	N/A	N/A	\$ 1,000,000	\$ 350,000	Sales Tax & CBRI	9/29/2011	9/29/2011	6-30-2013	\$ 350,000	\$ 3,571,428
26	Washington	3	Keeler Creek	Bridge	ETRCB1-74-3(02)12	26948(04)	N/A	\$ 610,000	\$ 50,000	CBRI	1/26/2012	1/27/2012	6-30-2013	\$ 50,000	\$ 3,571,428
27	Delaware	3	Old Hwy 33	Road	ETRCR1-21-3(03)12	28320(04)	N/A	\$ 520,000	\$ 100,000	CBRI/CDBG REAP	1/26/2012	1/27/2012	6-30-2013	\$ 100,000	\$ 3,571,428
19	Osage	1	BR #109 Clear Creek	Bridge	ETRCB1-57-1(06)11	N/A	N/A	\$ 686,000	\$ 500,000	BR & CBRI	1/27/2010	1/31/2011	6-30-2013	\$ 500,000	\$ 3,571,428
22	Osage	3	Hollandia Ave	Road	ETRCR1-57-3(07)12	N/A	N/A	\$ 80,000	\$ 80,000	CBRI	9/29/2011	9/29/2011	6-30-2013	\$ 80,000	\$ 3,571,428
16a	Pawnee	1	NBI 04727	Bridges	ETRCB1-59-1(03)10	N/A	N/A	\$ 30,000	\$ 30,000	County Funds	4/29/2010	5/1/2010	6-30-2013	\$ 30,000	\$ 3,571,428
16b	Pawnee	1	NBI 06811	Bridges	ETRCB1-59-1(04)10	N/A	N/A	\$ 25,000	\$ 25,000	County Funds	4/29/2010	5/1/2010	6-30-2013	\$ 25,000	\$ 3,571,428
21	Mayes	2	Murphy Road to Spring Crk Road	Road	ETRCR1-49-2(02)12	N/A	N/A	\$ 143,816	\$ 143,816	Tribal	8/25/2011	8/29/2011	6-30-2013	\$ 143,816	\$ 3,571,428
23	Osage	3	177th W. Ave.	Road	ETRCR1-57-3(08)12	N/A	N/A	\$ 110,000	\$ 110,000	CBRI	9/29/2011	9/29/2011	6-30-2014	\$ 110,000	\$ 3,571,428
31	Alfalfa	CED8	Lambert	Road	N/A	24832(08)	N/A	\$ 350,000	\$ 350,000	CIRB	12/12/2013	12/12/2013	6-30-2014	\$ 350,000	\$ 3,571,428
32	Woodward	CED8	Quinlan	Road	N/A	27106(04)	N/A	\$ 350,000	\$ 350,000	CIRB	12/12/2013	12/12/2013	6-30-2014	\$ 350,000	\$ 3,571,428
24	Osage	3	Chickasaw Road	Road	ETRCR1-57-3(09)12	N/A	N/A	\$ 110,000	\$ 110,000	CBRI	9/29/2011	9/29/2011	6-30-2014	\$ 110,000	\$ 3,571,428

CIRCUIT ENGINEERING DISTRICT #1
EMERGENCY AND TRANSPORTATION (ETR) REVOLVING FUND PROGRAM

Proj. ID	County	Dist.	Project Name	Bridge or Roadway	ETR #	JP#	Force Account Agreement	Estimated Cost	Funds Requested	Reimbursement Source	Approved by CED	Xmid to OCCEDB	Anticipated Reimbursement Date	Funds Repaid	Cumulative Balance
29	Delaware	2	Br 37 Repair	Bridge	ETRCB1-21-2(04)14	N/A	N/A	\$ 100,000	\$ 100,000	CBRI	7/25/2013	7/30/2013	12/2014	14-Jun \$ 100,000	\$ 3,571,428
NEW BALANCE DUE TO LEGISLATIVE ACTION FOR FY 2015 STATE BUDGETING, CED#1 LOSING \$1,371,426															
5	Washington	2	W1800 Rd	Road	ETRCR1-74-2(01)09			\$ 342,000	\$ 200,000	Cherokees /County	3/24/2009	3/24/2009	6-30-2011	7/10/2010 \$ 200,000	\$ 2,200,002
11	Rogers	3	Gregory School Rd Overlay	Road	ETRCR1-66-3(01)10	N/A	N/A	\$ 550,000	\$ 550,000	Local	10/21/2009	10/21/2009	6-30-2014	7-Sep \$ 550,000	\$ 2,200,002
35	Delaware	3	New Life Ranch Road	Road	ETRCR1-21-3(06)14	29344	N/A	\$ 80,000	\$ 80,000	Tribal	3/20/2014	3/26/2011	8-1-2014	14-Jul \$ 80,000	\$ 2,200,002
44	GED#8		GED#8	Road				\$ 100,000	\$ 100,000	ETR Repayment	9/25/2014				
30	Mayes	2	South 437 & Old 33 Hwy	Road	ETRCR1-49-2(03)14	N/A	N/A	\$ 630,000	\$ 630,000	Tribal	7/25/2013	7/30/2013	8/2014	Oct-14 \$ 630,000	\$ 2,200,002
28	Osage	2	36th St. N. Ext.	Road	ETRCR1-57-2(10)12	N/A	N/A	\$ 199,420	\$ 200,000	CBRI	3/21/2012	3/23/2012	6-30-2015	Jan-15 \$ 200,000	\$ 2,200,002
42	GED		ABB					\$ 700,000	\$ 700,000	CBRI/CHRB					\$ 2,200,002
33	Delaware	3	NBI 09401	Bridge	ETRCB1-21-3(05)14	N/A	N/A	\$ 90,000	\$ 90,000	Tribal	1/23/2014	1/23/2014	July 2016	Jul-15 \$ 90,000	\$ 2,200,002
34	Delaware	3	NBI 03179	Bridge	ETRCB1-21-3(05)14	N/A	N/A	\$ 20,000	\$ 20,000	CBRI	1/23/2014	1/23/2014	July 2016	Jul-15 \$ 20,000	\$ 2,200,002
	CED#7		Loan from CED#7					\$	\$ 12,000				Dec-15	Dec-15 \$ 12,000	\$ 2,200,002
40	Creek	2	W 86th St. South	Road	ETRCR1-19-2(01)15	N/A	N/A	\$ 450,000	\$ 450,000	CBRI	8/28/2014	8/28/2014	July 2016	8/15/2015 \$ 450,000	\$ 2,200,002
49	CED#5		Loan from CED#5					\$	\$ 200,000	CEDES	9/24/2015	9/29/2015	Dec 2015	12/2015 \$ 200,000	\$ 2,200,002
48	Rogers	3	Caloosa/Verdigris Microsurface	Road	ETRCR1-66-3(05)16	N/A	N/A	\$ 200,000	\$ 200,000	Local	9/24/2015	9/29/2015	Dec 2015	Jan-16 \$ 200,000	\$ 2,200,002
42	Delaware	2	CR524 Box Culvert	Bridge	ETRCR1-21-2(08)15	N/A	N/A	\$ 75,000	\$ 75,000	CBRI/ER	6/25/2015	6/25/2015	July 2016	Feb-16 \$ 75,000	\$ 2,200,002
46	Delaware	2	S 660 & E 450	Road	ETRCR1-21-2(10)16	N/A	N/A	\$ 150,000	\$ 125,000	Tribal	8/27/2015	8/27/2015	Dec 2015	Jun-16 \$ 125,000	\$ 2,200,002
47	Delaware	2	S 595 & E 290	Road	ETRCR1-21-2(09)16	N/A	N/A	\$ 60,000	\$ 50,000	CED1 MR	8/27/2015	8/27/2015	Jan 2016	Jul-16 \$ 50,000	\$ 2,200,002
PROJECTS COMPLETED AND PAID BACK =														\$ 8,368,758	

**CIRCUIT ENGINEERING DISTRICT #1
EMERGENCY AND TRANSPORTATION (ETR) REVOLVING FUND PROGRAM**

Proj. ID	County	Dist.	Project Name	Bridge or Roadway	ETR #	JP#	Force Account Agreement	Estimated Cost	Funds Requested	Reimbursement Source	Approved by CED	Xmid to OCCEDB	Anticipated Reimbursement Date	Funds Repaid	Cumulative Balance	
36	Ottawa	2	Overlays	Road	ETRCR1-58-2(02)14 ETRCR1-58-2(03)14 ETRCR1-58-2(04)14 ETRCR1-58-2(05)14 ETRCR1-58-2(06)14	N/A	N/A	\$ 420,000	\$ 308,215	CBRI	6/19/2014	6/25/2014	July 2016		\$ 1,891,787	
37	Ottawa	3	Overlays	Road	ETRCR1-58-3(07)14 ETRCR1-58-3(08)14 ETRCR1-58-3(09)14	N/A	N/A	\$ 360,000	\$ 308,215	CBRI	6/19/2014	6/25/2014	July 2016	Jul-15	\$ 1,598,572	
38	Delaware	3	New Life Ranch Road	Road	ETRCR1-21-3(07)14	29344	N/A	\$ 285,500	\$ 285,500	Tribal	6/19/2014	6/25/2014	July 2017		\$ 1,313,072	
41	Osage	1	NBI 28921	Bridge	ETRCB1-57-1(11)15	24030	N/A	\$ 1,048,267	\$ 209,653.47	CIRB	6/25/2015	6/25/2015	June 2016		\$ 1,103,419	
43	Craig	1&3	White Oak Rd	Road	ETRCR1-18-13(01)15	30195	N/A	\$ 300,000	\$ 300,000	CIRB	6/25/2015	6/25/2015	April 2016		\$ 803,419	
44	Tulsa	3	Possey Creek	Bridge	ETRCB1-72-1(04)16	28763	N/A	\$ 445,000	\$ 85,000	CIRB	7/30/2015	7/30/2015	June 2016		\$ 718,419	
45	Mayes	1	N4380 Culverts & Rd	Road	ETRCB1-49-1(01)16		N/A	\$ 80,000	\$ 80,000	FHWA	7/30/2015	7/30/2015	June 2016		\$ 638,419	
48	Osage	2	W. 103rd St. N.	Roadway	ETRCR1-57-2(12)16	N/A	N/A	\$ 100,000	\$ 100,000	CBRI	2/25/2016	2/26/2016	June 2018		\$ 538,419	
49	Osage	2	W. 133rd St. N.	Roadway	ETRCR1-57-2(13)16	N/A	N/A	\$ 100,000	\$ 100,000	CBRI	2/25/2016	2/26/2016	June 2018		\$ 438,419	
50	Delaware	1	NBI 20247	Bridge	ETRCR1-21-1(12)16	N/A	N/A	\$ 110,000	\$ 110,000	CIRBER	2/25/2016	2/26/2016	February 2017		\$ 328,419	
51	Delaware	2	S 700 Rd	Roadway	ETRCR1-21-2(11)16	N/A	N/A	\$ 8,814	\$ 8,814	FHWA/FEMA	2/25/2016	2/26/2016	June 2016		\$ 319,605	
52	Ottawa	3	CNG Truck	Roadway	ETRCR1-28-3(10)16	N/A	N/A	\$ 27,000	\$ 27,000	CBRI	3/24/2016	3/28/2016	June 2016		\$ 292,605	
53	Delaware	2	Old Hwy 20	Roadway	ETRCR1-21-2(13)17	N/A	N/A	\$ 59,266	\$ 16,186	Tribal/CBRI	7/28/2016	8/12/2016	October 2016		\$ 276,419	
54	Delaware	2	Thincup Rd	Roadway	ETRCR1-21-2(14)17	N/A	N/A	\$ 134,000	\$ 125,000	Tribal/CBRI	7/28/2016	8/12/2016	October 2016		\$ 151,419	
55	Delaware	1	NBI 30806	Bridge	ETRCR1-21-1(15)17	28532	N/A	\$ 900,000	\$ 110,000	CIRB			June 2017		\$ 41,419	
									CURRENT PROJECTS =	\$ 2,173,583.47						

Circuit Engineering District #1 Surface Transportation Program (STP)

STP FUNDS

County	Project	Project Number	Job Piece	Estimate	STP Funds	Difference	Status	TOTAL STP
								\$ 10,851,935.00
2009								
Pawnee D2	Skedee Road	STP-159C(080)CO	24374(04)	\$ 1,058,731	\$ 846,495	\$ 212,236	Construction Completed	\$ 846,495.00
2010								
Creek D1	W. 81st Street (Phase 1)	STP-119C(124)CO	22350(04)	\$ 1,738,114	\$ 969,317	\$ 768,797	Construction Completed	\$ 2,025,317
Rogers D2	BR#98 Elm Creek	STP-166C(210)CO	25427(04)	\$ 1,337,218	\$ 1,056,000	\$ 281,218	Construction Completed	
2011								
Mayes D3	Chimney Rock Reservoir Rd	STP-149C(124)CO	25417(04)	\$ 3,054,779	\$ 1,030,000	\$ 2,024,779	Construction Completed	\$ 1,030,000
2012								
Delaware D3	Old Hwy 33	STP-121C(152)CO	28320(04)	\$ 585,903	\$ 422,069	\$ 163,834	Construction Completed	\$ 1,307,273
Ottawa D1	Quapaw to Peoria Overlay	STP-158D(193)CO	28476(04)	\$ 1,191,185	\$ 885,204	\$ 305,981	Construction Completed	
2013								
Washington D1	Bison Road	STP-174A(072)CO	26486(04)	\$ 1,200,000	\$ 960,000	\$ 240,000	Construction Completed	\$ 2,000,000
Pawnee D1 & D3	Airport Road	STP-259C(002)CI	29222(04)	\$ 1,250,000	\$ 1,040,000	\$ 210,000	Construction Completed	
2014								
None								
2015								
Mayes D1	True Road (SH20 to SH28)	STP-249C(023)CI	29346(04)	\$ 1,900,000	\$ 1,142,850	\$ 757,150	Let June 2015 for \$2,230,907.45 Construction Underway	\$ 1,142,850
2016								
Rogers D2	N. 193rd E. Ave.	STP-166C(244)CO	26988(04)	\$ 2,050,650	\$ 1,000,000	\$ 1,050,650	Let April 2016 for \$3,970,132.62	\$ 1,000,000
2017								
None								
2018								
Delaware D3	Colcord Keithly 2Mi Overlay			\$ 500,000	\$ 500,000	\$ -	Rose & McCrary Must be cleared for letting by 11/1/17	\$ 500,000
2019								
Tulsa	86th St N & Sheridan			\$ 1,370,550	\$ 1,000,000	\$ 370,550	Schemmer Must be cleared for letting by 11/1/18	\$ 1,000,000
2020								
None								

CIRCUIT ENGINEERING DISTRICT #1
Materials Request Grant Program (Funded thru CED Expense Budget)

FUNDED PROJECTS

ID	Cnty Rank	CED PRI	# of Proj	County	Dist.	Description of Project	Bridge			Roadway				Cost Estimate	Amount Requested from CED	Date Requested (executed by commission)	Date Approved by CED	Signed & Dated by CED	Check #	Check Date
							No.	Span Length	Width	Type	Number	Length	Width							
1	1	1	1	Mayes	3	Replace LWC w/ RCB	N/A	30'	26'	3 - 10'x4' RCB	EW 506	20'		\$50,000		8/20/2008	N/A	10013	8/20/08	
2	2	2	1	Craig	1	Replace LWC w/ RCB	N/A	43.5'	26'	Triple RCB			\$66,000		8/20/2008	N/A	10014	8/20/08		
3	3	3	1	Delaware	1&3	Replace culverts w/ BR	N/A						\$150,000		8/20/2008	N/A	10015	8/20/08		
4	4	4	1	Nowata	3	Replace BR w/ RCB	NBI 03596; Local 51	33/1'	15'	CONC	E16 at N422	22'	\$49,325		8/20/2008	N/A	10016	8/20/08		
5	5	5	1	Creek	1	Replace BR w/ RCB	NS889.75						\$50,000		8/20/2008	N/A	10017	8/20/08		
6	4	6	1	Ottawa	3	Replace LWC w/ RCB	159	80'	18'	Box	NS 580	26'	\$125,000		1/29/2009	N/A	10032	1/29/09		
7	3	7	2	Delaware	2	Overlay					E340 & E 350	20'	\$61,855		3/24/2009	N/A	10037	3/24/09		
8	4	8	2	Ottawa	1	Replace pipe w/RCB	new	33'	24'	RCB	MC 3850C	24'	\$70,000		3/13/09	N/A	10043	7/1/09		
42	4	-	2	Mayes	4	Oil-and-Chip Seal	VOIDED AT 9-29-09 MTG - REPLACED WITH #17				N428-B44-W260-W370	24'	\$79,000	\$0	4/27/09	X	X	X		
10	3	10	3	Delaware	3	Overlay	N/A				CR660	20'	\$50,000		4/20/09	8/19/2009	10048	9/29/09		
9	5	11	1	Pawnee	2	Repl wood br w/RCBs	new (2 ea)	20'	24'	RCB			\$60,000		3/31/09	10/21/2009	10055	1/20/10		
17	1	12	2	Mayes	1	Gabion Baskets or RipRap	65	90.9	23.5	stringer/girder			\$100,000		8/31/09	9/29/2009	10081	9/2/10		
11	2	13	2	Craig	3	Oil and Chip Seal					MC 1866C	24'	\$150,000		4/6/09	10/21/2009	10082	9/2/10		
13	1	14	3	Mayes	2	Triple Seal and Chip					S 430 W 530-540	24'	\$50,000		5/4/09	10/21/2009	10085	10/29/10		
14	6	15	2	Nowata	3	2 retain walls & culvert					E13, N414	30'	\$50,000		5/11/09	10/21/2009	10086	10/29/10		
15	4	16	3	Ottawa	2	Replace bridge	125						\$80,000		10/5/09	8/19/2009	10089	12/1/10		
16	2	17	3	Craig	2	Overlay					EW240 & NS4400	20'	\$236,544		no date	9/29/2009	10090	12/15/10		
17	5	18	2	Pawnee	2	Rebuild Roadway and Chip Seal					S35900 E4450-5030 and S36000 E4450-5000	22'	\$114,320		12/6/10	12/14/2010	10095	2/24/11		
18	9	19	2	Creek	1	Repl (2) I-beam span w/ timber deck & masonry w/ RCB	new	18'	20'	RCB			\$80,000		1/11/11	1/27/2011	10101	3/24/11		
20	5	20	3	Pawnee	1	Rework road surface & chip and seal					EW 5400	24'	\$100,000		2/28/11	4/28/2011	10103	4/28/11		
22	6	21	3	Nowata	1	Replace short span bridge	new	20'	24'	Box	EW 2250	24'	\$50,000		5/2/11	4/28/2011	10104	4/28/11		
21	11	22	1	Tulsa	2	Traffic Signal at W. 41st St. & 65th West Ave.							\$125,000		4/4/11	4/28/2011	10112	7/28/11		
23	8	23	1	Osage	3	Overlay					CR 1501	24'	\$100,000		5/31/11	5/26/2011	10116	8/25/11		
28	9	24	3	Creek	2	Repl existing I-beam span and failing masonry with RCB	156	30.8	14.8 (1 lane)	I-beam			\$65,000		2/6/12	2/23/2012	10129	2/23/12		
29	3	25	4	Delaware	2	Asphalt Overlay E-346					EW 346	20'	\$53,000		2/23/2012	2/23/2012	10128	2/23/12		
26	10	26	1	Washington	3	Keeler Creek	95	123	27	PC Beam			\$610,000		12/19/11	1/26/2012	10134	3/21/12		
30	7	30	2	Rogers	1	Replace Bridge deck	87	2-14' & 1-29'	24'	Precast	NS 4180	24'	\$185,000		3/5/12	3/21/2012	10133	3/21/12		
25	10	28	2	Washington	2	Replace Bridge	57	TBD	TBD	TBD			\$350,000		5/31/11	6/23/2011	10138	4/26/12		
27	7	29	1	Rogers	2	Culverts					Various		\$220,000		7/25/11	2/23/2012	10139	4/26/12		
31	1	31	4	Mayes	1	Replace Bridge	43	24'	30'	Steel Stringer	N433	30ft	\$70,000		4/2/12	4/26/2012	10137	4/26/12		
24	10	27	3	Washington	1	Overlay					Copan Area	20'	\$50,000		5/31/11	6/23/2011	10144	5/24/12		
32	1	32	5	Mayes	2	Roadway Oil & Chip					W 540	20'	\$50,000		4/16/12	4/26/2012	10143	5/24/12		
33	4	33	4	Ottawa	3	Overlay E. 230 rd					E280 Rd	22'	\$50,000		5/7/12	5/24/2012	10150	7/26/12		
34	5	34	4	Pawnee	3	Chip/Seal Rd 37000					37000	24'	\$68,550		7/9/12	7/26/2012	10151	7/26/12		
35	7	35	3	Rogers	1	BR#71 Sweetwater Creek	71	90	26ft	Used Beam	N4150	1000	\$100,000		9/24/12	9/27/2012	10162	9/27/12		
36	4	36	5	Ottawa	1	Drainage improvements							\$77,500		9/24/12	9/27/2012	10166	11/29/12		
37	9	37	4	Creek	3	Replace Br #185	185	60	28	I-Beam			\$125,000		10/15/12	10/25/2012	10168	12/13/12		
38	2	38	4	Craig	2	Asphalt Overlay CR E150 Rd					EW 150	22'	\$389,973		11/13/12	11/29/2012	10172	1/31/13		

CIRCUIT ENGINEERING DISTRICT #1
Materials Request Grant Program (Funded thru CED Expense Budget)

ID	Cnty Rank	CED PRI	# of Proj	County	Dist.	Description of Project	Bridge			Roadway			Cost Estimate	Amount Requested from CED	Date Requested (executed by commission)	Date Approved by CED	Signed & Dated by CED	Check #	Check Date
							No.	Span Length	Width	Type	Number	Length							
39	8	39	2	Osage	2	Replace cross drains & asphalt overlay 1.2 miles					36th St. N.	1.2	24		2/19/13	2/28/2013	2/28/2013	10174	2/28/13
40	4	40	6	Ottawa	3	Replace Br 116	116	26	30	RCB					3/4/13	2/28/2013	3/21/2013	10176	3/21/13
41	3	41	5	Delaware	3	Repairs to Br #112	112	73	24'3"	Steel I-Beam					4/9/13	4/25/2013	4/25/2013	10179	4/25/13
42	1	42	6	Mayes	3	Br#101	101	94	30	Slab Span					4/22/13	4/25/2013	4/25/2013	10180	4/25/13
43	3	43	6	Delaware	3	Flint Rd & S 670 Road Improvements					CR 660 & S670	3.8	22'/24'	2 layers	4/23/13	4/25/2013	4/25/2013	10181	4/25/13
49	2	49	5	Craig	1	Replace 1 land bridge with an RCB bridge		12'	28'-30'	RCB	1846C		28'		5/20/13	5/23/2013	6/20/2013	10187	6/20/13
53	6	53	7	Ottawa	2	Replace Br #181	37	35.1	19.6	Temp Struc.					7/29/13	7/25/2013	7/25/2013	10189	7/25/13
45	9	45	5	Creek	3	Replace Br 37 Mud Creek	181	95'	26'	Used I-Beam					5/6/13	5/23/2013	8/29/2013	10191	8/29/13
47	1	46	7	Mayes	2	W 630 Rd					630	1.5 mi	20'		5/20/13	6/20/2013	8/29/2013	10192	8/29/13
52	1	52	4	Nowata	3	Upgrade of low water crossings									7/22/13	7/25/2013	9/26/2013	10195	9/26/2013
46	2	47	8	Mayes	1	Br #14	14	20'	15'6"	RCB	4301	21'	15'6"		5/20/13	6/20/2013	1/23/2014	10203	1/24/2014
48	3	48	9	Mayes-	3	Br #83 Saline Creek - Protection	84	26'	26'	I-Beam				\$0	5/20/13				
50	2	50	6	Craig	3	310 RD					310	6 mi	21'		5/20/13	5/23/2013	2/27/2014	10206	2/27/2014
51	3	51	7	Delaware	2	2.8 Miles of Chipseal on S575					S575	2.8 mi	20'		6/11/13	6/20/2013	2/27/2014	10207	2/28/2014
56	11	56	2	Tulsa	1	Traffic Signal E 91st & Garnett					E0680				3/3/14	3/20/2014	3/20/2014	10211	3/20/2014
54	3	54	8	Delaware	3	Mill & Chip & Seal 1.65 Miles of S710					S710	1.65	22	1 lift	2/10/14	2/27/2014	6/19/2014	10219	6/19/2014
44	8	44	3	Osage	2	Bridge and Culverts on Oak St.	245	21	19.7	RCB	Oak St				5/20/13	5/23/2013	8/28/2014	10227	8/28/2014
55	3	55	9	Delaware	3	Mill & Chip & Seal 1.55 Miles of E511					E511	1.55	22	1 lift	2/10/14	2/27/2014	8/28/2014	10228	8/28/2014
58	10	58	4	Washington	1	50 Bison Rd 1 mile overlay					50 Bison Rd	1	21'		8/18/14	8/28/2014	8/28/2014	10229	8/28/2014
57	3	57	10	Delaware	2	Lake Rd 3 & S630 Rd overlay					Lake Rd & S630 Rd	1.2	20'	2"	5/19/14	6/19/2014	10/23/2014	10232	10/23/2014
59	9	59	6	Creek	2	Replace Br 64	64	44	16	Used Beam					12/8/14	12/11/2014	12/11/2014	10238	12/11/2014
60	11	60	3	Tulsa	1	Signals @ 76th and Sheridan									12/15/14	1/29/2015	1/29/2015	20140	2/26/2015
63	1	61	5	Nowata	2	Multiple									1/22/15	1/29/2015	1/29/2015	20141	2/26/2015
64	3	62	9	Mayes-	4	Reconstruct Br 26 or 38	26	20	20	Concrete Slab				\$0	4/12/15	4/29/2015			
64	7	64	4	Rogers	3	Replace RCB on Pecan St.		30'	62'	RCB					2/23/15	2/26/2015	5/28/2015	10246	5/28/2015
70	8	70	9	Mayes	1&2	Replace Br#88 & 105	38 & 105	20', 22'	19', 16'	RCB, Culvert					5/11/15	5/28/2015	5/28/2015	10247	5/28/2015
66	8	66	4	Osage	3	Pond Dr. and Timberlake Ridge Overlay					Pond/ Timberlake	1337 ft/ 3540 ft	26'	2 in	3/23/15	3/26/2015	6/25/2015	10251	6/25/2015
62	5	63	5	Pawnee	2	Resurfacing E3900 Rd					E3900 Rd	4 mi.	26'	Chip Seal	1/20/2015	1/29/2015	9/24/2015	10259	9/24/2015
74	8	70	5	Osage	3	Pond Creek Circle Rebuild					Pond Creek Circle	500 ft	24'	3 in	5/18/15	5/28/2015	10/29/2015	10261	10/29/2015
69	2	69	7	Craig	2	Purchase of a new loader									3/30/15	4/16/2015	1/28/2016	10268	1/28/2016
65	9	65	7	Creek	2	Replace NBI 04417		30	19'7"	I-Beam Span					2/23/15	2/26/2015	5/26/2015	10276	5/27/2016

Projects funded: \$3,184,836

**CIRCUIT ENGINEERING DISTRICT #1
Materials Request Grant Program (Funded thru CED Expense Budget)**

ID	Cnty Rank	CED PRI	# of Proj	County	Dist.	Description of Project	Bridge			Roadway			Cost Estimate	Amount Requested from CED	Date Requested (executed by commission)	Date Approved by CED	Signed & Dated by CED	Check #	Check Date
							No.	Span Length	Width	Type	Number	Length							

CURRENT PROJECTS AWAITING FUNDING

67	8	67	6	Osage	1	CR 2880 Recycle and Chip					CR 2880	1.6 miles	24'	1.25 in	\$83,625	\$50,000	5/18/15	3/26/2015		
68	8	68	7	Osage	3	Repair and Overlay					Diamond/ West Wind	1522 ft/ 1435 ft	26'	2 in	\$62,380	\$50,000	3/23/15	3/26/2015		
71	4	71	8	Ottawa	2	Overlay 160 Rd					160	1 mi.	24'	2 in	\$100,000	\$50,000	6/3/15	5/28/2015		
72	4	72	9	Ottawa	2	Overlay 642 Rd					642	1 mi.	24'	2 in	\$100,000	\$50,000	6/3/15	5/28/2015		
73	4	73	10	Ottawa	3	Overlay 230Rd.					230	.5 mi.	24'	2 in	\$70,000	\$50,000	6/3/15	5/28/2015		
75	3	74	11	Delaware	2	S 595 & E 293 Overlay/Fog Seal/Patch					S 595 & E 293	1+ mi	21'	2in	\$60,000	\$50,000	5/18/15	5/28/2015		
76	4	75	11	Ottawa	1	Overlay E 60 Rd					E60	1 mi.	23'	2.5in-3in	\$300,000	\$50,000	7/13/15	7/30/2015		
77	10	76	5	Washington	2	Chip & Seal Rd 2100					2100	2.5 mi.	21'		\$62,500	\$50,000	9/8/15	10/29/2015		
78	9	77	8	Creek	2	Chip & Seal 161st St.					161st St	1 mi.	20'	1 in	\$125,000	\$50,000	1/19/16	1/28/2016		

Projects ready for funding: \$450,000

COUNTY	# of funded Requests	FUNDED TO DATE	# of Pending Requests	Pending Amount Requested
TULSA	3	\$150,000		
OSAGE	5	\$225,000	2	\$ 100,000
PAWNEE	5	\$250,000		
ROGERS	4	\$200,000		
WASHINGTON	4	\$200,000	1	\$ 50,000
NOWATA	5	\$249,325		
CRAIG	7	\$350,000		
OTTAWA	7	\$325,000	4	\$ 200,000
CREEK	7	\$350,000	1	\$ 50,000
MAYES	9	\$450,000		
DELAWARE	10	\$435,511	1	\$ 50,000
TOTAL	66	\$3,184,836	9	\$ 450,000

CED#1 USED BEAM REQUEST PROGRAM

REQUEST #	COUNTRY	COUNTRY	DISTRICT	NBI #	Description of Project	Crosstown or Other	CIRB or Force Account	Anticipated Construction Year	Clear RdwY	Requested		Total Bridge Length	Date Request Received	Signed & Dated by CED	Allocated		Date Beams Allocated by CED	Notes
										Number of Beams	Beam Lengths				Number of Beams	Beam Lengths		
3	4	Ottawa	3		Br 159 Hudson Creek	X-Town	FA	2012	26'	12	45'	80'	12/14/2010	6/21/2012	12	47'+	12/14/2010	Bridge is open to traffic
32	5	Pawnee	1		Br 92 Lagoon Creek	X-Town	FA	2012	21'	5	50'	43'	6/12/2012	6/21/2012	5	62'+	6/21/2012	Bridge is open to traffic
34	4	Ottawa	1		Br 23 - Replace	X-Town	FA	2012	24'	6	55	50'	10/1/2012	10/25/2012	6	54'+	10/31/2012	Bridge is open to traffic
35	9	Creek	3		Br 185 - Replace	X-Town	FA	2012	26'	6	60'	65'	10/15/2012	10/25/2012	6	64'+	10/26/2012	Bridge is open to traffic
31	9	Creek	3		Br 211 Creek	X-Town	FA	2012	26'	12	60'	130	5/1/2012	12/13/2012	12	61'+	10/26/2012	Bridge is open to traffic
36	9	Creek	3		BR 181	X-Town	FA	2013	26'	12	30 & 65	130	5/16/2013	5/23/2013	12	60' & 40'	8/16/2013	Bridge is open to traffic
42	9	Creek	3	08652	Br 190 over Unnamed Creek	Other	FA	2015	24'	6	40'	40'	6/19/2014	6/19/2014	6	40'	12/2/2014	Bridge is complete
41	10	Washington	3	05742	Br 156 over Saunders Creek	X-Town	FA	2015	26'	5	40'	40'	11/19/2013	11/21/2013	5	40	12/18/2013	Bridge is complete
38	4	Ottawa	3	--	New Br over Bee Creek on 200Rd	X-Town	FA	2015	26'	6	50'	50'	8/26/2013	8/29/2013	6	50	9/9/2013	Bridge is complete
12	6	Nowata	2	02666	Br 37 Cedar Crk on Rd 405	X-Town	CIRB	2015	26'	5	50'	50	4/10/2012	12/13/2012	4	64' 10"	6/1/2015	Beams Allocated - Nov 2015 Let
16	5	Pawnee	2		Br 44 Replace temp. structure Removed from PONTIS	X-Town	FA	2015	24'	5	50'	40'	4/25/2012	12/13/2012				
17	3	Delaware	3	07097	Br 86 Floyd Mott Bridge	X-Town	CIRB	2014	24'	4	45'	60'	5/1/2012	12/13/2012	4	60 +	10/1/2012	Beams Allocated
18	3	Delaware	3		Rd. CR 496 Curtis Trimble Rd	X-Town	CIRB	2017	24'	4	60'	60'	5/1/2012	12/13/2012				
19	3	Delaware	3		Rd. E 530 East of Barn	X-Town	CIRB	2015	24'	4	40'	120'	5/1/2012	12/13/2012	4	45'+	10/1/2012	Beams Allocated
20	3	Delaware	3		Rd. (Site 2) CR 550 W. of Bill Duncan	X-Town	CIRB	2016	24'	4	40'	40'	5/1/2012	12/13/2012				
21	3	Delaware	3		Rd. E 577 W. of Oak's Fire Station	X-Town	CIRB	2016	24'	4	60'	60'	5/1/2012	12/13/2012				
22	3	Delaware	3		Rd. CR 505 Joe Starr Hill	X-Town	CIRB	2017	24'	4	60'	60'	5/1/2012	12/13/2012				
23	3	Delaware	3	07098	Br 85 Jack Copeland	X-Town	CIRB	2014	24	4	50'	150'	1/22/2013	5/23/2013	4	55'	10/1/2012	Beams Allocated
23	3	Delaware	3	03224	Br 95 Flint Creek Bridge - 80ft beams	X-Town	CIRB	2015	24	12	80'	180	8/9/2012	9/27/2012				
24	3	Delaware	3		Rd. CR 550 Hog Hollow	X-Town	CIRB	2017	24'	4	40'	40'	5/1/2012	12/13/2012				
25	3	Delaware	3		Rd. E 583 Bill Duncan's Road	X-Town	CIRB	2016	24'	4	60'	60'	5/1/2012	12/13/2012				
26	3	Delaware	3		Rd. CR 494 S. of Old Cloud Crk Church	X-Town	CIRB	2017	24	16	40'	160'	5/1/2012	12/13/2012				
27	3	Delaware	3		Rd. S 706 Crazy Hollow	X-Town	CIRB	2014	24'	8	60'	160'	5/1/2012	12/13/2012	8	61'+	10/1/2012	Beams Allocated
28	3	Delaware	3		Rd. E .540 Joe Martin	X-Town	CIRB	2017	24'	4	60'	60'	5/1/2012	12/13/2012				
29	3	Delaware	3		Rd. 5530 Martin's Salvage	X-Town	CIRB	2017	21'	8	40	80'	5/1/2012	12/13/2012				
33	7	Rogers	1		Br 71 Sweetwater Creek	X-Town	FA	2015	24'	15	50'	150'	9/25/2012	9/27/2012	5	64'+	12/2/2012	Beams Allocated
37	11	Tulsa			----for bridge repairs----	Other	FA	2015		1	70'							US 169 Pine St. Beams
40	8	Osage	3	08614	BR 96 over Charley Creek	X-Town	FA	2015	26'	5	55'	55'	10/21/2013	10/25/2013	5	56' +	10/24/2013	Beams Allocated
43	9	Creek	2	04417	Br 11 over Sand Creek	X-Town	FA	2015	26'	6	30'	30'	2/23/2015	2/26/2015	8	29' +	4/15/2015	Beams Allocated
44	9	Creek	3	02700	Br 246 over Unnamed Creek	X-Town	FA	2015	26'	6	50'	50'	2/23/2015	2/26/2015	6	50' +	4/14/2015	Beams Allocated
45	9	Creek	3	02411	Br 224 over Unnamed Creek	X-Town	FA	2015	26'	6	50'	50'	2/23/2015	2/26/2015	6	50' +	4/14/2015	Beams Allocated
46	9	Creek	2	06383	Br 64 over Unnamed Creek	X-Town	FA	2015	27'	6	50'	49'	4/16/2015	4/16/2015	6	50' +	4/16/2015	Beams Allocated
47	10	Washington	3	03047	Br 151 over Tynner Creek	X-Town	FA	2015	26'	5	60'	60'	4/27/2015	5/28/2015	5	60' +	6/2/2015	Beams Allocated
48	9	Creek	2	08985	BR 87 over Tiger Creek	X-Town	FA	2016	26	7	40'	40'	1/5/2016		7	50' +	1/27/2016	Beams Allocated
49	9	Creek	2	04470	BR 155 over Unnamed Creek	X-Town	FA	2016	26	7	40'	40'	1/5/2016		7	40' +	1/27/2016	Beams Allocated

Completed Used Beam Projects 9

Beams Remaining in Inventory 402
 Number of Beams Requested 158

244

Beams Available

**CIRCUIT ENGINEERING DISTRICT #1
COMBINED CIRB BR - 8YR PLAN**

CED#1 (DIV 8) COMBINED CIRB AND BR 8YR PLAN OVERVIEW											
	State FY2007-FY2016 (1st Year-9th Year)	State FY2017 (10th Year)	State FY2018 (11th Year)	State FY2019 (12th Year)	State FY2020 (13th Year)	State FY2021 (14th Year)	State FY2022 (15th Year)	State FY2023 (16th Year)	State FY2024 (17th Year)		
CIRB INCOME:	\$ 104,645,559	\$ 15,000,000	\$ 15,000,000	\$ 15,000,000	\$ 15,000,000	\$ 15,000,000	\$ 15,000,000	\$ 15,000,000	\$ 15,000,000	\$ 15,000,000	\$ 15,000,000
FEDERAL INCOME:	\$ 37,867,422	\$ 2,467,000	\$ 2,810,000	\$ 2,467,000	\$ 2,810,000	\$ 2,467,000	\$ 2,810,000	\$ 2,467,000	\$ 2,810,000	\$ 2,467,000	\$ 2,810,000
CARRYOVER:	\$ 27,522,584	\$ 27,522,584	\$ 2,453,426	\$ 82,158	\$ (5,348,962)	\$ (2,199,224)	\$ 221,033	\$ (22,265,228)	\$ (25,853,228)	\$ (25,853,228)	\$ (25,853,228)
ARRA / STP / FEMA / TRIBAL:	\$ 22,847,163	\$ 7,331,000	\$ 4,701,030	\$ 4,600,000	\$ 10,272,500	\$ 6,371,526	\$ 6,500,000	\$ 10,550,000	\$ 13,000,000	\$ 13,000,000	\$ 13,000,000
ABB / 4-4-4 PROGRAM (ADJUST)	\$ 6,381,198										
BEGINNING BALANCE:	\$ 171,741,342	\$ 52,320,584	\$ 24,964,456	\$ 22,149,158	\$ 22,733,538	\$ 21,639,302	\$ 24,531,033	\$ 5,751,772	\$ 4,956,772	\$ 4,956,772	\$ 4,956,772
COUNTY	2007 - 2016	2017	2018	2019	2020	2021	2022	2023	2024		
CRAIG	\$ 12,164,682	\$ 2,244,000	\$ 3,218,000	\$ 2,065,000	\$ 295,000	\$ 2,115,000	\$ 5,086,000	\$ 1,235,000	\$ 4,590,000		
CREEK	\$ 10,940,088	\$ 10,448,000	\$ 100,000	\$ 366,000	\$ 3,821,911	\$ 672,000	\$ 6,277,000	\$ 3,000,000	\$ -		
DELAWARE	\$ 9,156,408	\$ 2,337,367	\$ 2,075,000	\$ 1,660,000	\$ 2,870,000	\$ 2,338,500	\$ 2,783,000	\$ 3,453,000	\$ 4,960,000		
MAYES	\$ 22,878,396	\$ 2,588,684	\$ 1,098,000	\$ 1,255,000	\$ 120,000	\$ 1,395,000	\$ 4,975,000	\$ 6,655,000	\$ 5,230,000		
NOWATA	\$ 11,805,274	\$ 2,540,000	\$ 1,170,000	\$ 365,000	\$ 2,284,300	\$ 1,641,115	\$ 3,607,261	\$ 75,000	\$ 1,960,000		
OSAGE	\$ 14,385,529	\$ 4,917,961	\$ 3,281,764	\$ 5,019,178	\$ 5,035,751	\$ 6,382,611	\$ 7,274,000	\$ 6,920,000	\$ 9,350,000		
OTTAWA	\$ 17,834,727	\$ 6,858,121	\$ 350,000	\$ 656,762	\$ 840,800	\$ 766,043	\$ 3,939,000	\$ 3,995,000	\$ 2,400,000		
PAWNEE	\$ 7,859,541	\$ 9,544,865	\$ 2,712,054	\$ 1,646,000	\$ 2,070,000	\$ 1,350,000	\$ 585,000	\$ 3,700,000	\$ 1,200,000		
ROGERS	\$ 19,156,475	\$ 1,054,760	\$ 313,000	\$ 2,057,000	\$ 350,000	\$ 835,000	\$ 9,950,000	\$ 1,942,000	\$ 5,455,500		
TULSA	\$ 7,415,517	\$ 1,116,000	\$ 6,270,480	\$ 10,500,000	\$ 6,230,000	\$ 760,000	\$ 2,320,000	\$ 170,000	\$ 3,510,000		
WASHINGTON	\$ 10,622,121	\$ 6,217,400	\$ 4,294,000	\$ 1,908,180	\$ 1,015,000	\$ 3,163,000	\$ -	\$ 460,000	\$ -		
TOTAL EXPENDITURES =	\$ 144,218,758	\$ 49,867,158	\$ 24,882,298	\$ 27,498,120	\$ 24,932,762	\$ 21,418,269	\$ 46,796,261	\$ 31,605,000	\$ 38,655,500		
REMAINING BALANCE=	\$ 27,522,584	\$ 2,453,426	\$ 82,158	\$ (5,348,962)	\$ (2,199,224)	\$ 221,033	\$ (22,265,228)	\$ (25,853,228)	\$ (33,698,728)		
CIRB EXPENDITURES	\$ 77,122,975	\$ 40,069,158	\$ 17,371,268	\$ 20,431,120	\$ 11,850,262	\$ 12,579,743					

JP	PROJECTS	PLANNED	FUNDING	ENGINEER	TTF	SUFF	STATUS
Craig County							
30441	BR #61 Lightning D1	535,181 0	CIRB BR	610,000 Guy Engineering	NO	30	Bridge closed and would like to let ASAP. October 2016 Letting
30443	BR #94 Locust D3	875,000	CIRB BR	875,000 Guy Engineering	NO	37.7	NEPA completed Apr 2015 - ROW acquisition underway by Commr One parcel remaining. Let in 2017
28530	BR# 5&6 Big Creek D1	2,200,000	CIRB BR	2,200,000 Guy Engineering	NO	73.2 30.9	NEPA completed Jun 2015 - ROW acquisition underway by Commr No federal money on this project.

Creek County							
22350	West 81st Street D2	6,357,266 550,000 0	CIRB RAILROAD BR	6,200,000 Guy Engineering 550,000	??	n/a	NEPA completed Aug 2014 - R/W completed Jan 2016 - RR & Util may delay Bid October 2016 letting No federal money on this project.
22752	BR# 92 Dog Creek D2	500,000	CIRB BR	500,000 Mehlerberger Brawley	YES	39.3	NEPA re-evaluation underway - final plans complete R/W status? BIA parcel issue
29407	BR# 181A Little Deep Fork Creek D3	500,000	CIRB BR	500,000 Guy Engineering	YES	20.8	Smith Roberts acquiring R/W
28681	Three Bridges D3	3,000,000	CIRB BR	3,000,000 Guy Engineering	NO	25.3	Right-of-Way complete Waiting on mitigation contract supplement from ODOT
29408	Br 26 & 27 Trib to Buckeye Creek D3	1,803,000	CIRB BR	1,803,000 Guy Engineering	YES	26.8 36.9	NEPA complete 12/2015 Let in 2017

Delaware County							
29895	BR# 86 Floyd Mott D3	650,000	CIRB BR	650,000 Rose & McCrary	NO	48.9	NEPA completed Feb 2015 - ROW acquisition underway by Universal
29896	BR# 85 Jack Copeland D3	620,000	CIRB BR	620,000 Rose & McCrary	NO	31.9	NEPA completed Feb 2015 - ROW acquisition underway by Universal
29897	RS 706 Crazy Hollow D3	875,000	CIRB BR	875,000 Rose & McCrary	NO	-	NEPA completed Mar 2015 - ROW acquisition underway by Universal
28532	BR# 16 Wolf Creek D1	825,000	CIRB BR	825,000 Rose & McCrary	NO	88	NEPA complete Jan 2014 - ROW complete-Universal - Cleared for letting January 2017 letting
27820	BR# 31 Honey Creek D1	100,000	CIRB BR	100,000 Rose & McCrary	YES	23.2	Expect NEPA Feb 2016 Project moved outside of 5yr plan

Mayes County							
30102	Old Hwy 33 (N425 to Hwy 69) D2	1,500,000 0	CIRB BR	1,500,000 Kellogg Engineering	n/a		NEPA completed Dec 2015 - No R/W Let in May- \$1,185,482.01 No federal money on this project.
28555	BR 56 & 57 Trib to Wickliffe Crk D3	1,668,870	CIRB BR	1,668,870 Guy Engineering	YES	35.3 28.4	NEPA completed Dec 2015 - Meshek acquiring R/W Let in 2017

Nowata County							
25423	California Creek LWC D2	950,000	CIRB BR	950,000 Guy Engineering	NO	n/a	NEPA completed Jan 2011 - ROW in condemnation by County DA
27816	NS406 LWC D2	644,337 515,470	CIRB BR	600,000 Guy Engineering	NO	n/a	NEPA complete. R/W complete. Cleared for letting. January 2017 letting
27815	BR# 76 Purgatory Creek D1	609,541 0	CIRB BR	600,000 Guy Engineering	NO	28.9	Cleared for letting. Waiting for NEPA Re-evaluation January 2017 letting. No federal money on this project.
29414	BR#62 Mormon Creek D2	550,000	CIRB BR	550,000 Guy Engineering	NO	49.7	Meshek acquiring R/W
30495	BR#63 Mormon Creek D2	575,000	CIRB BR	575,000 Guy Engineering	NO	40.3	Meshek acquiring R/W

Osage County							
29416	Br #220 Claremore Creek D3	150,000	CIRB BR	150,000 Guy Engineering	YES	21.2	NEPA completed Jun 2015 - ROW acquisition underway by Commr Need Osage Mineral Lease
26857	BR# 132 Marchesoni Bridge D3	850,000	CIRB BR	850,000 Guy Engineering	YES	26.6	NEPA May 2015 - Awaiting Osage Mineral Lease resolution R/W complete - Utils complete
30499	BR# 5 Caney River D1	520,000	CIRB BR	520,000 Guy Engineering	YES	15.8	NEPA expected Jan 2016 - Commr needs to pick ROW agent R/W by County - Corps Parcel
25528	BR# 133 Little Drum D3	1,788,480	CIRB BR	1,788,480 Guy Engineering	YES	43.1	NEPA May 2010 - Awaiting Osage Mineral Lease resolution R/W complete - Utils complete
29415	BR# 280 Trib to Delaware D2	1,200,000	CIRB BR	1,200,000 Guy Engineering	YES	66.3	NEPA Oct 2015 - R/W by County Need Osage Mineral Lease
30704	BR# 176 Dog Thresher Crk D1	830,000	CIRB BR	830,000 Guy Engineering	YES	30.9	NEPA Sep 2015 - R/W complete Need Osage Mineral Lease

Ottawa County							
29401	BR# 18 Fourmile Creek D1	986,140 0	CIRB BR	986,140 Red Plains	YES	14.8	Plan updates required. January 2017 letting. No federal money on this project.
28597	BR# 19 Elm Creek D1	861,616 689,293	CIRB BR	861,616 Guy Engineering	YES	37.9	R/W by Spinks November 2016 letting
29894	BR# 149 Hickory Creek D3	841,321 0	CIRB BR	841,321 Guy Engineering	NO	46.7	R/W complete - Utilities NTP any day October 2016 letting. No federal funding.
28596	BR# 52 Warren Branch D2	898,851 719,081	CIRB BR	898,851 Guy Engineering	NO	39.9	R/W by Spinks November 2016 letting

Pawnee County							
23259	BR# 141 Lagoon Creek D1	803,294	CIRB BR	803,294 Leidos	??	73.2	NEPA Jul 2015 - ROW underway by SRLS Tribal parcel
25444	BR# 2 Belford Bridge D2	8,338,865	CIRB BR	8,338,865 Mehlerberger Brawley	??	14.8	NEPA Oct 2013 - ROW/Utilities underway by Commissioners No federal money on this project. Need Osage mineral lease.
29924	BR# 15 Mud Creek D2	550,000 440,000	CIRB BR	550,000 Guy Engineering	??	40.9	Cleared for letting. May slip due to 404 issues. November 2016 letting
24657	BR# 39 Unnamed Creek D2	336,334	CIRB BR	336,334 Mehlerberger Brawley	??	37.1	NEPA Sep 2009 - R/W by Coates Utilities moving - October Letting (?)

Rogers County							
30711	BR# 85 Trib to Seminole Creek D1	313,760	CIRB BR	313,760 HUB	NO	40.9	NEPA in Jan 2016 Waiting on R/W clearance and Util out date.

Tulsa County							
27822	BR# 227 Big Heart Creek	396,000 0	CIRB BR	396,000 Tulsa County	NO		NEPA Jun 2014 No federal money on this project.
25487	Dip Creek Road	1,734,480	CIRB BR	1,734,480 Tulsa County	NO		NEPA Mar 2015

Washington County							
25490	W1400 RD & N3980 RD D1	4,162,400	CIRB BR	4,162,400 Guy Engineering	NO		NEPA Jul 2011 - ROW acquisition underway by Dan Houser No federal money on this project.
23775	BR# 8 Unnamed Creek D1	575,000	CIRB BR	575,000 Guy Engineering	NO	47.3	NEPA Apr 2009 - ROW underway by Dan Houser
23549	BR# 59 Limestone Draw D2	347,000 0	CIRB BR	347,000 Guy Engineering	NO	36.6	Cleared for letting. May slip due to 404 issues. November 2016 Letting
30615	BR# 84 Trib to Caney River D2	600,000 480,000	CIRB BR	600,000 Kellogg Engineering	YES	37	NEPA Oct 2015 - ROW by Smith-Roberts November 2016 Letting

Total BR planned = 2,843,843
Total BR remaining = -343,843

August 17, 2016

Circuit Engineering District #1
2850 West 133rd Street North
Skiatook, OK 74070

Kevin C. Duke
Certified Public Accountant
A Professional Corporation
7134 South Yale, Suite 212
Tulsa, OK 74136

This representation letter is provided in connection with your audit of the financial statements of Circuit Engineering District # 1, which comprise the respective financial position as of June 30, 2016 and 2015 and the respective changes in financial position and cash flows for the years then ended, and the related notes to the financial statements, for the purpose of expressing opinions as to whether the financial statements are presented fairly, in all material respects, in accordance with accounting principles generally accepted in the United States of America (U.S. GAAP).

Certain representations in this letter are described as being limited to matters that are material. Items are considered material, regardless of size, if they involve an omission or misstatement of accounting information that, in light of surrounding circumstances, makes it probable that the judgement of a reasonable person relying on the information would be changed or influenced by the omission or misstatement. An omission or misstatement that is monetarily small in amount could be considered material as a result of qualitative factors.

We confirm, to the best of our knowledge and belief, as of August 17, 2016 the following representations made to you during your audit.

Financial Statements

1. We have fulfilled our responsibilities, as set out in the terms of the audit engagement letter dated February 22, 2016, including our responsibility for the preparation and fair presentation of the financial statements in accordance with U.S. GAAP and for preparation of the supplementary information in accordance with the applicable criteria.
2. The financial statements referred to above are fairly presented in conformity with U.S. GAAP and include all properly classified funds and other financial information of the primary government and all component units required by generally accepted accounting principles to be included in the financial reporting entity.
3. We acknowledge our responsibility for the design, implementation, and maintenance of internal control relevant to the preparation and fair presentation of financial statements that are free from material misstatement, whether due to fraud or error.
4. We acknowledge our responsibility for the design, implementation, and maintenance of internal control to prevent and detect fraud.

5. Significant assumptions we used in making accounting estimates, including those measured at fair value, are reasonable.
6. Related party relationships and transactions, including revenues, expenditures/expenses, loans, transfers, leasing arrangements, and guarantees, and amounts receivable from or payable to related parties have been appropriately accounted for and disclosed in accordance with U.S. GAAP.
7. Adjustments or disclosures have been made for all events, including instances of noncompliance, subsequent to the date of the financial statements that would require adjustment to or disclosure in the financial statements.
8. The effects of uncorrected misstatements are immaterial, both individually and in the aggregate, to the financial statements as a whole or each opinion unit.
9. The effects of all known actual or possible litigation, claims, and assessments have been accounted for and disclosed in accordance with U.S. GAAP.
10. Guarantees, whether written or oral, under which the District is contingently liable, if any, have been properly recorded or disclosed.

Information Provided

11. We have provided you with:
 - a. Access to all information, of which we are aware, that is relevant to the preparation and fair presentation of the financial statements, such as records, documentation, and other matters.
 - b. Additional information that you have requested from us for the purpose of the audit.
 - c. Unrestricted access to persons within the District from whom you determined it necessary to obtain audit evidence.
 - d. Minutes of the meetings of Circuit Engineering District #1 or summaries of actions of recent meetings for which minutes have not yet been prepared.
12. All material transactions have been recorded in the accounting records and are reflected in the financial statements.
13. We have disclosed to you the results of our assessment of the risk that the financial statements may be materially misstated as a result of fraud.

14. We have no knowledge of any fraud or suspected fraud that affects the District and involves:
 - Management
 - Employees who have significant roles in internal control, or
 - Others where the fraud could have a material effect on the financial statements
15. We have no knowledge of any allegations of fraud or suspected fraud affecting the District's financial statements communicated by employees, former employees, regulation, or others.
16. We have no knowledge of instances of noncompliance or suspected noncompliance with provisions of laws, regulations, contracts, or grant agreements, or abuse, whose effects should be considered when preparing financial statements.
17. We are not aware of any pending or threatened litigation, claims, or assessments or unasserted claims or assessments that are required to be accrued or disclosed in the financial statements in accordance with U.S. GAAP, and we have not consulted a lawyer concerning litigation, claims, or assessments.
18. We have disclosed to you the identity of the District's related parties and all the related party relationships and transactions of which we are aware.

Government - specific

19. There have been no communications from regulatory agencies concerning noncompliance with, or deficiencies in, financial reporting practices.
20. We have identified to you any previous audits, attestation engagements, and other studies related to the audit objectives and whether related recommendations have been implemented.
21. The District has no plans or intentions that may materially affect the carrying value or classification of assets, liabilities, or equity.
22. We are responsible for compliance with the laws, regulations, and provisions of contracts and grant agreements applicable to us, including tax or debt limits and debt contracts, and legal and contractual provisions for reporting specific activities in separate funds.
23. We have identified and disclosed to you all instances, which have occurred or are likely to have occurred, of fraud and noncompliance with provisions of laws and regulations that we believe have a material effect on the financial statements or other financial data significant to the audit objectives, and any other instances that warrant the attention of those charged with governance.
24. We have identified and disclosed to you all instances, which have occurred or are likely to have occurred, of noncompliance with provisions of contracts and grant agreements that we believe have material effect on the determination of financial statement amounts or other financial data significant to the audit objectives.

25. We have identified and disclosed to you all instances that have occurred or are likely to have occurred, of abuse that could be quantitatively or qualitatively material to the financial statements or other financial data significant to the audit objective.
26. There are no violations or possible violations of budget ordinances, laws and regulations (including those pertaining to adopting, approving, and amending budgets), provisions of contracts and grant agreements, tax or debt limits, and any related debt covenants whose effects should be considered for disclosure in the financial statements, or as basis for recording a loss contingency, or for reporting on noncompliance.
27. As part of your audit, you assisted with preparation of the financial statements and related notes. We acknowledge our responsibility as it relates to those non-audit services, including that we assume all management responsibilities; oversee the services by designating an individual, preferably within senior management, who possesses suitable skill, knowledge, or experience; evaluate the adequacy and results of the services performed; and accept responsibility for the results of the services. We have reviewed, approved, and accepted responsibility for those financial statements and related notes.
28. The District has satisfactory title to all owned assets, and there are no liens or encumbrances on such assets nor has any asset been pledged as collateral.
29. The District has complied with all aspects of contractual agreements that would have a material effect on the financial statements in the event of noncompliance.
30. The financial statements include all component units as well as joint ventures with an equity interest, and properly disclose all other joint ventures and other related organizations.
31. The financial statements properly classify all funds and activities in accordance with GASB Statements No. 34.
32. All funds that meet the quantitative criteria in GASBS Nos. 34 and 37 for presentation as major are identified and presented as such and all other funds that are presented as major are particularly important to financial statements users.
33. Components of net position (net investment in capital assets; restricted; and unrestricted) and components of fund balance (non-spendable, restricted, committed, assigned, and unassigned) are properly classified and, if applicable, approved.
34. Investments, derivative instruments, and land and other real estate held by endowments are properly valued.
35. Provisions for uncollectible receivables have been properly identified and recorded.
36. Expenses have been appropriately classified in or allocated to functions and programs in the statement of activities, and allocations have been made on a reasonable basis.

37. Revenues are appropriately classified in the statement of activities within program revenues, general revenues, contributions to term or permanent endowments, or contributions to permanent fund principal.
38. Interfund, internal, and intra-entity activity and balances have been appropriately classified and reported.
39. Deposits and investment securities and derivative instruments are properly classified as to risk and are properly disclosed.
40. Capital assets, including infrastructure and intangible assets, are properly capitalized, reported, and, if applicable, depreciated.
41. We have appropriately disclosed the District's policy regarding whether to first apply restricted or unrestricted resources when an expense is incurred for purposes for which both restricted and unrestricted net position is available and have determined that net position is properly recognized under the policy.
42. We are following our established accounting policy regarding which resources (that is, restricted, committed, assigned, or unassigned) are considered to be spent first for expenditures for which more than one resource classification is available. That policy determines the fund balance classifications for financial reporting purposes.

To the best of our knowledge and belief, no events, including instances of noncompliance, have occurred subsequent to the balance sheet date and through the date of this letter that could require adjustment to or disclosure in the aforementioned financial statements.

Signature: _____

Title: President

CIRCUIT ENGINEERING DISTRICT #1
ANNUAL FINANCIAL STATEMENTS
FOR THE YEARS ENDED JUNE 30, 2016 AND 2015
WITH INDEPENDENT AUDITOR'S REPORT

CIRCUIT ENGINEERING DISTRICT #1
AUDITED FINANCIAL STATEMENTS
JUNE 30, 2016

	<u>Page</u>
Independent Auditor's Report	1-2
Financial Statements:	
Statement of Financial Position	3
Combined Statement of Activity And Changes in Fund Balance	4
Statement of Cash Flows	5
Notes to Financial Statements	6-8
Supplementary Information	9
Independent Auditor's Report on Compliance and on Internal Control over Financial Reporting Based on an Audit of Financial Statements Performed in Accordance with <u>Government</u> <u>Auditing Standards</u>	10-11

KEVIN C. DUKE
Certified Public Accountant
A Professional Corporation

Kevin C. Duke *
* Board Certified in Oklahoma and Texas

INDEPENDENT AUDITOR'S REPORT

7134 South Yale, Suite 212
Tulsa, Oklahoma 74136
(918) 492-2264 Fax (918) 492-2270

To the Board of Directors
Circuit Engineering District #1
Skiatook, Oklahoma

We have audited the accompanying financial statements of the Circuit Engineering District #1, as of and for the years ended June 30, 2016 and 2015, and the related notes to the financial statements, which collectively comprise the District's basic financial statements as listed in the table of contents.

Management's Responsibility for the Financial Statements

Management is responsible for the preparation and fair presentation of these financial statements in accordance with accounting principles generally accepted in the United States of America; this includes the design, implementation, and maintenance of internal control relevant to the preparation and fair presentation of financial statements that are free from material misstatement, whether due to fraud or error.

Auditor's Responsibility

Our responsibility is to express opinions on these financial statements based on our audit. We conducted our audit in accordance with auditing standards generally accepted in the United States of America and the standards applicable to financial audits contained in *Government Auditing Standards*, issued by the Comptroller General of the United States. Those standards require that we plan and perform the audit to obtain reasonable assurance about whether the financial statements are free from material misstatement.

An audit involves performing procedures to obtain audit evidence about the amounts and disclosures in the financial statements. The procedures selected depend on the auditor's judgement, including the assessment of the risks of material misstatement of the financial statements, whether due to fraud or error. In making those risk assessments, the auditor considers internal control relevant to the entity's preparation and fair presentation of the financial statements in order to design audit procedures that are appropriate in the circumstances, but not for the purpose of expressing an opinion on the effectiveness of the entity's internal control. Accordingly, we express no such opinion. An audit also includes evaluating the appropriateness of accounting policies used and the reasonableness of significant accounting estimates made by management, as well as evaluating the overall presentation of the financial statements.

We believe that the audit evidence we have obtained is sufficient and appropriate to provide a basis for our audit opinion.

Opinion

In our opinion, the financial statements referred to above present fairly, in all material respects, the financial position of Circuit Engineering District #1, as of June 30, 2016 and 2015 and the statement of activity and changes in fund balance in accordance with accounting principles generally accepted in the United States of America.

Other Matters

Our audit was conducted for the purpose of forming an opinion on the financial statements as a whole. The accompanying supplementary information shown on page 9 is presented for purposes of additional analysis and is not a required part of the financial statements.

The accompanying supplementary information shown on page 9 is the responsibility of management and was derived from and relates directly to the underlying accounting and other records used to prepare the financial statements. Such information has been subjected to the auditing procedures applied in the audit of the financial statements and certain additional procedures, including comparing and reconciling such information directly to the underlying accounting and other records used to prepare the financial statements or the financial statements themselves, and other additional procedures in accordance with auditing standards generally accepted in the United States of America. In our opinion, the accompanying supplementary information shown on page 9 is fairly stated, in all material respects, in relation to the financial statements as a whole.

Other Reporting Required by Government Auditing Standards

In accordance with *Government Auditing Standards*, we have also issued our report dated August 17, 2016, on our consideration of Circuit Engineering District #1's internal control over financial reporting and on our tests of its compliance with certain provisions of laws, regulations, contracts, and grant agreements and other matters. The purpose of that report is to describe the scope of our testing of internal control over financial reporting or on compliance. That report is an integral part of an audit performed in accordance with *Government Auditing Standards* in considering Circuit Engineering District #1's internal control over financial reporting and compliance.

Kevin C. Duke, CPA, PC

Tulsa, Oklahoma
August 17, 2016

CIRCUIT ENGINEERING DISTRICT #1
STATEMENT OF FINANCIAL POSITION
JUNE 30, 2016 and 2015

	June 30,	
	2016	2015
<u>ASSETS:</u>		
Current Assets:		
Cash and cash equivalents (Note 3)	\$ 131,506	\$ 109,313
Accounts Receivable	21,240	0
Total Current Assets	152,746	109,313
Total Assets	\$ 152,746	\$ 109,313
 <u>LIABILITIES AND FUND BALANCE:</u>		
Current Liabilities:		
Accounts Payable	\$ 8,185	\$ 1,489
Total Current Liabilities	8,185	1,489
Total Liabilities	8,185	1,489
 Fund Balance:		
Unrestricted Fund Balance	144,561	107,824
Total Liabilities and Fund Balance	\$ 152,746	\$ 109,313

See accompanying notes and auditor's report.

CIRCUIT ENGINEERING DISTRICT #1
COMBINED STATEMENT OF ACTIVITY
AND CHANGES IN FUND BALANCE
FOR THE YEARS ENDED JUNE 30, 2016 AND 2015

	June 30,	
	<u>2016</u>	<u>2015</u>
<u>REVENUES:</u>		
OCCEDB Income	\$ 322,390	\$ 534,945
TOTAL REVENUES	<u>322,390</u>	<u>534,945</u>
<u>EXPENSES:</u>		
Audit Fee	2,200	2,000
Construction Costs	175,000	480,000
Office Expense	78	185
Project Management Services	106,815	143,318
Room Rental	484	0
Intern Bonus/mileage	897	751
Website	<u>179</u>	<u>0</u>
TOTAL EXPENSES	<u>285,653</u>	<u>626,254</u>
Net Income (Loss)	<u>36,737</u>	<u>(91,309)</u>
FUND BALANCE - BEGINNING OF PERIOD	<u>107,824</u>	<u>199,133</u>
FUND BALANCE - END OF PERIOD	<u>\$ 144,561</u>	<u>\$ 107,824</u>

See accompanying notes and auditor's report.

CIRCUIT ENGINEERING DISTRICT #1
STATEMENT OF CASH FLOWS
FOR THE YEARS ENDED JUNE 30, 2016 and 2015

	June 30,	
	2016	2015
Cash Flows from Operating Activities:		
Net Income (Loss)	\$ 36,737	\$ (91,309)
Adjustment to reconcile net income (loss) to net cash provided by operating activities		
(Increase) decrease in accounts receivable	(21,240)	0
Increase (decrease) in accounts payable	<u>6,696</u>	<u>(5,595)</u>
Net cash provided by operating activities	<u>22,193</u>	<u>(96,904)</u>
Cash Flows from Investing Activities:		
None	<u>0</u>	<u>0</u>
Net cash used for investing activities	<u>0</u>	<u>0</u>
Cash Flows from Financing Activities:		
None	<u>0</u>	<u>0</u>
Net cash provided for financing activities	<u>0</u>	<u>0</u>
Net Increase (Decrease) in Cash and Cash Equivalents	<u>22,193</u>	<u>(96,904)</u>
Cash and Cash Equivalents, Beginning of Year	<u>109,313</u>	<u>206,217</u>
Cash and Cash Equivalents, End of Year	<u>\$ 131,506</u>	<u>\$ 109,313</u>

See accompanying notes and auditor's report.

CIRCUIT ENGINEERING DISTRICT #1
NOTES TO FINANCIAL STATEMENTS
JUNE 30, 2016

NOTE 1: ORGANIZATION:

The Circuit Engineering District #1 (hereinafter referred to as "The District") was organized on August 9, 1999 under the laws of the State of Oklahoma. The authority of The District is to comply with and carry out the provisions of Title 74, Chapter 31, Interlocal Cooperation Act, and Title 69, Section 687.1 Circuit Engineering Districts of Oklahoma Statutes. The District receives monthly payments from the Oklahoma Cooperative Circuit Engineering Districts Board (OCCEDB) pursuant to Oklahoma Statutes, Title 69, Section 687.2. The District is authorized to advise and assist its members with how to implement and make an effective transportation plan for the best interest of each member of the Circuit Engineering District. To prepare such programs of research as may be necessary and advisable in carrying out its purposes. To contract for services with persons, firms or units of governments to carry out the purposes of the Circuit Engineering District. To provide periodic reports for the Circuit Engineering District or for its Members as may be required by Federal or State legislation or regulations pertaining thereto, and are within the scope and range of the purpose of the Circuit Engineering District. To acquire and hold property for its use and to incur expenses to carry out its functions. To receive gifts, contributions and donations to carry out the purposes for which it is formed. To assess its members for the services in carrying out its functions. To apply for, contract for, administer, receive and expend funds or grants from any participating member, the State of Oklahoma, the Federal Government, or any other source. To publish studies in connection with its work which may be of benefit to its members or other agencies within and outside of the Circuit Engineering District.

NOTE 2: SIGNIFICANT ACCOUNTING POLICIES:

Cash and Cash Equivalents:

The District considers all highly liquid investments with original maturities of three months or less to be cash equivalents.

Basis Of Accounting:

The accompanying financial statements have been prepared on the accrual basis of accounting in accordance with generally accepted accounting principles.

Income Taxes:

The District was organized under the laws of the State of Oklahoma to comply with and carry out the provisions of Title 74, Chapter 31, Interlocal Cooperation Act and Title 69, Section 687.1 and 687.2 and is, therefore, exempt from federal income taxes under Internal Revenue Code Section 115. The District evaluates and accounts for its uncertain tax positions in accordance with Financial Accounting Standards Board (FASB) Accounting Standards Codification (ASC) 740, Income Taxes (formerly FIN 48, Accounting for Uncertainty in Income Taxes), including the District's tax position as an exempt entity. It is also possible that some positions might be subject to uncertainty. The District evaluates any uncertain tax positions using the provisions of ASC 450, Contingencies. Accordingly, a loss contingency is recognized when it is probable that a liability has been incurred as of the date of the financial statements and the amount of the loss can be reasonably estimated.

CIRCUIT ENGINEERING DISTRICT #1
NOTES TO FINANCIAL STATEMENTS
JUNE 30, 2016

Income Taxes (continued):

The amount recognized is subject to estimate and management judgement with respect to the likely outcome of each uncertain tax position. The amount that is ultimately sustained for an individual uncertain tax position or for all uncertain tax positions in the aggregate could differ from the amount recognized. Interest and penalties, if any, resulting from any uncertain tax positions required to be recorded by the District would be presented in other expenses in the statement of income. Management does not believe that any uncertain tax positions currently exist and no loss contingency has been recognized in the accompanying financial statements. Federal and state income tax statutes dictate that tax returns filed in any of the previous three reporting periods remain open to examination. Currently, the District has no open examination with either the Internal Revenue Service or state taxing authorities.

Concentration Of Credit Risk:

The District maintains its cash in bank deposit accounts which, at times during the month, may exceed the federally insured limits of \$250,000. The District has not experienced any losses in such accounts and believes it is not exposed to any significant credit risk on cash and cash equivalents.

Estimates:

The preparation of financial statements in conformity with generally accepted accounting principles requires management to make estimates and assumptions that affect the reported amounts of assets and liabilities and disclosure of contingent assets and liabilities at the date of the financial statements and the reported amounts of revenues and expenses during the reporting period. Actual results could differ from those estimates.

NOTE 3: FAIR VALUE OF FINANCIAL INSTRUMENTS:

The following methods and assumptions were used to estimate the fair value of each class of financial instruments:

Cash and cash equivalents: Fair value approximates carrying value due to the initial maturities of the instruments being three months or less.

The estimated fair values of the District's financial instruments at June 30, 2016 are as follows:

	<u>Amount</u>	<u>Value</u>
Financial assets:		
Cash and cash equivalents	<u>\$ 131,506</u>	<u>\$ 131,506</u>

CIRCUIT ENGINEERING DISTRICT #1
NOTES TO FINANCIAL STATEMENTS
JUNE 30, 2016

Note 4: DATE OF MANAGEMENT'S REVIEW:

Subsequent events were evaluated through August 17, 2016, the date the financial statements were available to be issued.

Note 5: CURRENT VULNERABILITY DUE TO CERTAIN CONCENTRATIONS:

The District's operations are concentrated in the monthly funding received from the OCCEDB which receives monthly varied allocations from the State of Oklahoma Treasurer's office. These allocations change due to the variations in gasoline tax collections and the investment rates and total average monthly balance of the Emergency Transportation Revolving (ETR) fund and the 12.5% of the counties' monthly apportionments of the County Bridge and Road Improvement (CBRI) funds. Such changes may occur with little notice or inadequate funding for the related cost, including the additional administrative burden, to comply with a change. The District has not experienced any funding deficiencies to date.

CIRCUIT ENGINEERING DISTRICT #1
SUPPLEMENTARY INFORMATION
JUNE 30, 2016

Schedule of monthly revenues received from the Oklahoma Cooperative Circuit Engineering Districts Board (OCCEDB) for the year ended June 30, 2016:

August	2015	\$ 25,386
October	2015	92,195
November	2015	26,337
January	2016	47,623
February	2016	23,618
March	2016	18,934
April	2016	17,607
May	2016	49,434
June	2016	16
June	2016 A/R	<u>21,240</u>
Total Revenue OCCEDB		<u>\$322,390</u>

KEVIN C. DUKE
Certified Public Accountant
A Professional Corporation

Kevin C. Duke *
 * Board Certified in Oklahoma and Texas

7134 South Yale, Suite 212
 Tulsa, Oklahoma 74136
 (918) 492-2264 Fax (918) 492-2270

INDEPENDENT AUDITOR'S REPORT ON INTERNAL CONTROL OVER
 FINANCIAL REPORTING AND ON COMPLIANCE
 AND OTHER MATTERS BASED ON AN AUDIT OF FINANCIAL STATEMENTS
 PERFORMED IN ACCORDANCE WITH
 GOVERNMENT AUDITING STANDARDS

To the Board of Directors
 Circuit Engineering District #1
 Skiatook, Oklahoma

We have audited, in accordance with the auditing standards generally accepted in the United States of America and the standards applicable to financial audits contained in Government Auditing Standards issued by the Comptroller General of the United States, the financial statements of Circuit Engineering District #1 statements as of and for the years ended June 30, 2016 and 2015, as listed in the table of contents, which collectively comprise the District's basic financial statements, and have issued our report thereon dated August 27, 2016.

Internal Control Over Financial Reporting

In planning and performing our audit of the financial statements, we considered Circuit Engineering District #1's internal control over financial reporting to determine the audit procedures that are appropriate in the circumstances for the purpose of expressing our opinions on the financial statements, but not for the purpose of expressing an opinion on the effectiveness of Circuit Engineering District #1's internal control. Accordingly, we do not express an opinion on the effectiveness of the District's internal control.

A deficiency in internal control exists when the design or operation of a control does not allow management or employees, in the normal course of performing their assigned functions, to prevent or detect and correct, misstatements on a timely basis. A material weakness is a deficiency, or a combination of deficiencies, in internal control, such that there is a reasonable possibility that a material misstatement of the entity's financial statements will not be prevented, or detected and corrected on a timely basis. A significant deficiency is a deficiency, or a combination of deficiencies, in internal control that is less severe than a material weakness, yet important enough to merit attention by those charged with governance.

Our consideration of internal control was for the limited purpose described in the first paragraph of this section and was not designed to identify all deficiencies in internal control that might be material weaknesses or, significant deficiencies. Given these limitations, during our audit we did not identify any deficiencies in internal control that we consider to be material weaknesses. However, material weaknesses may exist that have not been identified.

Compliance and Other Matters

As part of obtaining reasonable assurance about whether Circuit Engineering District #1's financial statements are free from material misstatement, we performed tests of its compliance with certain provisions of laws, regulations, contracts, and grant agreements, noncompliance with which could have a direct and material effect on the determination of financial statement amounts. However, providing an opinion on compliance with those provisions was not an objective of our audit, and accordingly, we do not express such an opinion. The results of our tests disclosed no instances of noncompliance or other matters that are required to be reported under Government Auditing Standards.

Purpose of this Report

The purpose of this report is solely to describe the scope of our testing of internal control and compliance and the results of that testing, and not to provide an opinion on the effectiveness of the entity's internal control or on compliance. This report is an integral part of an audit performed in accordance with Government Auditing Standards in considering the District's internal control and compliance. Accordingly, this communication is not suitable for any other purpose.

Kevin C. Duke, CPA, PC




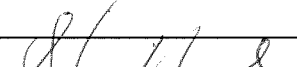
Tulsa, Oklahoma
August 17, 2016




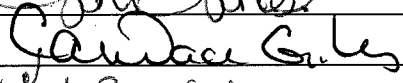






CED#1 CALENDAR OF EVENTS	
DATE	ITEM OF INTEREST
August 31, 2016	ACCO, SIG/SIF, OCCEDB Board Meeting
September 5, 2016	Labor Day Holiday
Sept. 13th-Sept. 15th, 2016	CODA Meeting
September 17, 2016	McAlester Auction
September 28, 2016	ACCO, SIG/SIF, OCCEDB Board Meeting
September 29, 2016	CED#1 Meeting, Claremore Conference Center
October 10, 2016	Columbus Day
October 19, 2016	ACCO, SIG/SIF, OCCEDB Board Meeting
October 27, 2016	CED#1 Meeting, Pawnee Nation, Pawnee
November 8, 2016	Election Day
November 8, 2016	ACCO, SIG/SIF Board Meeting
Nov. 9th - Nov. 10th, 2016	ACCO Fall Conference
November 11, 2016	Veteran's Day Holiday
November 17, 2016	CED#1/ CED#1 Energy District Meetings, Craig County Fairgrounds
Nov. 24th- Nov. 25th, 2016	Thanksgiving Holiday
November 30, 2016	OCCEDB Board Meeting
Dec. 1st- Dec. 2nd, 2016	ACCO Safety Meeting
December 14, 2016	ACCO, SIG/SIF, OCCEDB Board Meeting
December 15, 2016	CED#1 Meeting, Ottawa County Annex, Miami
Dec. 26- Dec. 27, 2016	Christmas Holiday






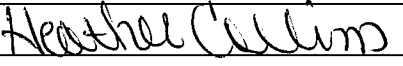



Circuit Engineering District #1



August 25, 2016

ORGANIZATION	NAME	SIGNATURE	EMAIL	PHONE	CELL
Craig County District 1	Lowell Walker		lwalkerr66@gmail.com	918-256-5487	918-244-0314
Craig County District 2	Hugh Gordon		ccd2@ruralinet.net	918-788-3722	918-244-4193
Craig County District 3	Dan Peetoom		Craig3@junct.com	918-256-6677	
Creek County District 1	Newt Stephens		nstephens@creekcountyonline.com	918-224-0278	
Creek County District 2	Rick Stewart			918-352-2691	
Creek County District 3	Lane Whitehouse			918-367-3231	
Delaware County District 1	Doug Smith		delcohwy@groveemail.com	918-786-9774	
Delaware County District 2	Tom Sanders		delbarn2@yahoo.com	918-253-4909	
Delaware County District 3	Marty Kirk			918-326-4733	
Mayes County District 1	Kevin Whiteside		mayedist1@yahoo.com	918-785-2449	
Mayes County District 2	Darrell Yoder		darrellyoder2@yahoo.com	918-825-0375	918-693-3475
Mayes County District 3	Ryan Ball		mayes3@sstelco.com	918-434-5743	
Nowata County District 1	Curtis Barnes			918-273-3881	
Nowata County District 2	Doug Sonenberg		nwsonw2@yahoo.com	918-468-2369	
Nowata County District 3	Bud Frost		nowatacountydistrict3@yahoo.com	918-467-3537	918-520-4202
Osage County District 1	Bob Jackson		osagecod1@yahoo.com	918-287-1570	
Osage County District 2	Scott Hilton		osageco2-shilton@att.net	918-396-2747	918-798-5056
Osage County District 3	Darren McKinney		osage3@windstream.net	918-885-4995	918-533-5002
Ottawa County District 1	John Clarke		ottawacountyd1@sbcglobal.net	918-673-1101	918-542-0506
Ottawa County District 2	Gary Wyrick		ottawacountyd2@hotmail.com	918-533-0805	918-533-5997

ORGANIZATION	NAME	SIGNATURE	EMAIL	PHONE	CELL
Ottawa County District 3	Russell Earls		rearls@ruralinet.net	918-676-3227	918-542-0430
Pawnee County District 1	Charles Brown		charliebrown_2@netzero.net	918-399-3543	918-935-5108
Pawnee County District 2	Jim McCormick		pawneecc@sbcglobal.net	918-762-2801	
Pawnee County District 3	Dale Carter		pawneecc@sbcglobal.net	918-358-2812	
Rogers County District 1	Dan Delozier		ddelozier@rogerscounty.org	918-789-2279	918-637-3024
Rogers County District 2	Mike Helm		mhelm@rogerscounty.org	918-638-3546	918-638-3546
Rogers County District 3	Ron Burrows			918-341-2380	
Tulsa County	Tom Rains		trains@tulsacounty.org	918-596-5730	
Washington County District 1	Mitchell Antle		mantle@countycourthouse.org	918-532-4222	918-440-9991
Washington County District 2	Mike Bouvier		mbouvier@countycourthouse.org	918-534-1170	918-327-9352
Washington County District 3	Mike Dunlap		Mdunlap@countycourthouse.org	918-536-3315	918-914-9182
ACCO	Randy Robinson		randyr@okacco.com	800-982-6212	405-524-3200
ACCO	Chris Schroder				
Advanced Drainage Systems	Howard Peterson		howard.peterson@ads-pipe.com	918-500-4151	
Advanced Drainage Systems	Tommie Heltcel		tommie.heltcel@ads-pipe.com	918-892-0739	
Advanced Workzone	Tommy Wiley		twileyeA1-inc.com		
Ash Grove Resources	Gary Dukewits		gary.dukewits@ashgroveresources.com		785-608-5188
APEX Pre-Cast	Steve Hagood		steve@apex-pp.com		918-899-6989
Bidadoo Auctions	Eddie Humes		eddieh@bidadoo.com		918-576-3225
BKL, Inc.	Stacy Loeffler		loeffler@bklinc.com	918-835-9588	918-740-0232
BKL, Inc.	Kim Reeve		reeve@bklinc.com	918-835-9588	
BKL, Inc.	Dee Schieber		dsdeerhunter@yahoo.com	580-761-7444	
Boxcer Equipment	Patrick Box		pbox@boxcerquipment.com	918-272-7237	918-231-3639
Cherokee Nation	Michael Lynn		mlynn@cherokee.org	918-453-5396	918-822-2865
Cherokee Nation	Rob Endicott		robert-endicott@cherokee.org	918-447-9992	
Cherokee Nation	Chief Baker				
Coastal Energy	Jon Singelton		jon@coastal-fmc.com	870-321-3127	

ORGANIZATION	NAME	SIGNATURE	EMAIL	PHONE	CELL
Coastal Energy	Dan Helmer		dan@coastal-fmc.com	316-305-4076	
Collins, Zorn & Wagner	Gayla Jones Morgan		gayla@czwglaw.com	405-524-2070	405-642-4195
Cowan Group	Bill Cyganovich	 →	bill@cowangroup.co	918-949-6171	918-691-0028
CP&Y	Steve Cilberg		scilberg@cpyi.com	405-227-9297	
Crafton Tull	Jason Mohler		jason.mohler@craftontull.com	918-584-0347	918-619-2113
Crafton Tull	Charles Mitchell		chuck-mitchell@craftontull.com	918-584-0347	918-906-4911
Crafton Tull	Brady Watson		brady.watson@craftontull.com	918-588-4180	918-637-1116
Craig County	Joni Jones		joni.jones_18@yahoo.com	918-256-3564	
Craig County District 1	Candace Giles		ccd1@junct.com	918-256-5487	
Craig County District 2	Kim Bradshaw		ccd2@ruralinet.net	918-788-3722	
Creek County	Jennifer Mortazavi				
Delaware County	David Poindexter		delcoroadboss@yahoo.com	918-786-9774	
Enercon	Michelle Barnett		mbarnett@enercon.com	918-665-7693	
Ergon Asphalt & Emulsion	Wendell Nolan		wendell.nolan@ergon.com		918-408-0845
EST, Inc.	Carla Bonner		carlab@estinc.com	405-815-3600	
Garver	Kirsten McCullough		kjmccullough@garverusa.com	9188583799	
Garver	Lacee Stanley		lbstanley@garverusa.com		
Garver	Michael Winterscheidt		mjwinterscheidt@garverusa.com	918-250-5922	539-664-3816
Garver	Matthew Youngblood		mjyoungblood@garverusa.com	918-250-5922	
Garver	Cassie Schmidt		CPSchmidt@garverusa.com	918-250-5922	918-440-2886
Grissom LLC	Allen Steffy		asteffy@grissomonline.com	405-567-0315	405-567-9563
Guernsey	Paula Hofford		paula.hofford@guernsey.us	405-416-8179	405-365-5421
Guy Engineering Services	John Blickensderfer		john-b@guyengr.com	918-437-0282	918-381-0838
Guy Engineering Services	Megan Douglas		megan@guyengr.com	918-437-0282	
Guy Engineering Services	Aaron Peck		aaron@guyengr.com	918-437-0282	
Guy Engineering Services	Rebecca Alvarez		rebecca@guyengr.com	918-437-0282	


ORGANIZATION	NAME	SIGNATURE	EMAIL	PHONE	CELL
Hanson Pipe & Precast	Gene Slavens				
INCOG	Viplava Putta		vputta@incog.org	918-443-2441	
Jacobs Engineering	Tim Bray		tim.bray@jacobs.com	918-592-3904	918-720-1436
River Ridge Construction	Jesse Vap		jesse@riverridge1.com		580-362-7004
Kellert Consulting, LLC	Sarah Kellert		sarah@kellertconsulting.com	918-706-7792	
Kellogg Engineering, Inc.	Brian Kellogg		bkellogg@totalcsi.com	918-275-4080	918-261-1484
Kleinfelder	Brent Neece		bneece@kleinfelder.com	918-627-6161	
Kubota of Tulsa	Rick Brown		rick@tulsakubota.com	918-970-4614	405-765-2631
Leidos Benham	Jasper Harrison		jasper.m.harrison@leidos.com	405-607-6906	405-508-1483
Lochner	Sadie Robb		srobb@hwlochner.com	405-748-6651	
Mayes County District 1	Jimmy Taylor			918-260-6027	
Mead and Hunt	Kim Shannon		kim.shannon@meadhunt.com	918 586 7251	918-998-1508
McClelland Consulting Eng.	David Cross		dcross@mccllelland-engrs.com	918-246-0355	918-237-9893
Mehlburger Brawley	Jeffrey Dixon		jdixon@mb-eng.com	405-848-5578	405-245-0732
Mehlburger Brawley	Steve Powell		spowell@mb-eng.com	918-664-5500	918-231-1391
Meshek & Associates	Tom Meshek		tmeshek@meshekengr.com	918-392-5620	918-606-2778
Meshek & Associates	Annette Owens		aowens@meshekengr.com	918-392-5620	918-633-6445
Meshek & Associates	Ben Fletcher		bfletcher@meshekengr.com	918-392-5620	
Nowata County District 1	Deborah Shults		nowta@att.net	918-273-3881	
Nowata County District 2	Heather Collins		nowata2@totalcsi.net	918-468-2369	918-559-9290
Nowata County District 2	Lindsey McClain		nowata2@totalcsi.net	918-468-2369	
Nowata County District 3	Jacki Hesslen		nowatacountydistrict3@yahoo.com	918-467-3537	
OCCEDB	Randy Robinson		randyr@okacco.com		
OCCEDB	Chris Schroder		chriss@okacco.com		
ODOT	Bruce Martin		bmartin@odot.org	918-838-9933	
ODOT	James Pruett		jpruett@odot.org	405-521-2738	
ODOT	Shannon Sheffert		ssheffert@odot.org		405-623-3460

ORGANIZATION	NAME	SIGNATURE	EMAIL	PHONE	CELL
ODOT	Matt Casillas		mcasillas@odot.org	918-838-9933	
ODOT	Jennifer Tyler		jtyler@odot.org	918-266-1160	

Paurence County Beverly Day

District 3
Nowata Co #3
~~Wesley Lloyd~~







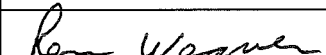

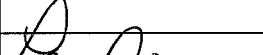

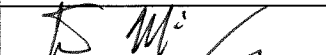
Conley Chesney
Wesley Lloyd



Conley Chesney
Wesley Lloyd

918-762-3741

918-837-2434
918-467-3557

ORGANIZATION	NAME	SIGNATURE	EMAIL	PHONE	CELL
ODOT	Jason Huff		jhuff@odot.org	405-522-1587	
Osage County District 2	Cindy Murphy		osageco2@att.net	918-396-2747	
Osage Nation	Harold LaSarge		hlasarge@osagenation-nsn.gov	918-287-5533	918-759-7079
Osage Nation	Jody Burd		tburd@osagenation-nsn.gov		918-798-1428
Osage Nation	Justin Carr				
Osage Nation	Kenneth Gilmore		kgilmore@osagetribe.org	918-287-5203	
Osage County	Kandy Jump		osagecc123@yahoo.com	918-287-3334	
P&K Equipment	Monty Taylor		mtaylor@pkequipment.com	580-542-9026	
Pawnee County	Shawn Farrar		sfarrar78@netzero.net	918-454-2488	918-850-5915
Pawnee County	Beverly Day		pawneecc@sbcglobal.net	918-762-3741	
Pawnee County	Ron Weaver			918-906-5257	
Pawnee Nation	Rhonda James		rhondaj@pawneenation.org	918-762-3655	918-285-1941
Pawnee Nation	Chris McCray		cmccray@pawneenation.org	918-762-3655	918-285-0100
Pinnacle Consulting	Dannie West		dwest@pinnaclegroup.biz	580-747-6523	
Pinnacle Consulting	Buzz Haltom		bhaltom@pinnaclegroup.biz	580-343-9023	
Premier Truck Group	Josh Rhodes		jrhodes@premiertruck.com	918-991-1210	
Premier Truck Group	Austin James		ajames@premiertruck.com	918-527-4302	
Railroad Yard, Inc.	Mark Downey		mark@railroadyard.com		
Rogers County	Robin Anderson				
Rogers County District 1	Lori Acree		lacree@rogerscounty.org	918-789-2279	
Rogers County District 2	Ann Marie Grider		agrider@rogerscounty.org	918-789-2289	
Rogers County District 2					
Rogers County District 3	Robin LePage		rlepage@rogerscounty.org	918-341-2380	
Rogers County	Christine Willhoite-Day		commissioners@rogerscounty.org		
Rose & McCrary, PC	Tim McCrary		tmccrary@rosemccrary.com	918-786-6350	918-787-1660
Rush Truck Center	Brandon Bell		bellb1@rushenterprises.com	918-447-2815	918-344-0565
Schemmer Associates	Kyle Williams		kwilliams@schemmer.com	918-394-1503	918-899-0797

ORGANIZATION	NAME	SIGNATURE	EMAIL	PHONE	CELL
Senator Coburn's Office	Cameron Green			918-760-4480	
Senator Inhofe's Office	Michael Lee		michael_lee@inhofe.senate.gov	918-748-5122	
Stewart Martin Equipment	Andy Bealko		abealko@yahoo.com	918-756-3560	918-650-8603
SWCA	Stephanie Rainwater		srainwater@swca.com		918-219-9951
Time Striping, Inc.	Brian Becker		brian@timestriping.com	479-474-0452	479-719-8780
Warren CAT	Charlie Meyer		charlie.meyer@warrencat.com	918-660-5459	918-633-0406
Welch State Bank	Sherri Mount				918-541-8121
Welch State Bank	Tammie Harris		tharris@welchstatebank.com	918-788-3373	
Yellowhouse Equipment	Randle Admire	<i>Randle Admire</i>	randlea@yellowhouse.us		918-691-3505
Yellowhouse Equipment	Scott Hickman		scotth@yellowhouse.us	918-245-5926	918-231-1748
Delaware County	Barbara Barnes	<i>Barbara Barnes</i>	delcoclerk@grand.net	918-253-4520	918-837-1
Delaware County	Rhonda Gower	<i>Rhonda Gower</i>	delcohwy@groveemail.com	918-786-9174	918-541-72
Delaware County	Jeanette Johnson	<i>Jeanette Johnson</i>	delcocomm@grand.net	918-253-4432	918-801-6532
Delaware County	Shirley Hinman	<i>Shirley Hinman</i>	delcoclerk5@grand.net	918-253-4520	918-964-1329
Creek County	Michael Anthamatten	<i>Michael Anthamatten</i>		918-357-2291	918-352-0116
7 Counties of the OK	TAMI McKEON	<i>Tami McKeon</i>	edadir@grandgateway.org	800-482-4594	918-855-9379
TULSA PORT OF CATOOSA	BRADLEY BAILES	<i>Bradley Bailes</i>	brad@tulsaport.com	(918) - 251-3305	
TULSA PORT OF CATOOSA	DANIEL GRISHAM	<i>Daniel Grisham</i>	daniel@tulsaport.com	(918) - 202-7711	
Road For					
R K CO	KEI SMITH	<i>Kei Smith</i>			
City of Vinita	Allen GARTH	<i>Allen Garth</i>	VinitaStreetdept@gmail.com	918-244-2704	918-244-2704
CITY OF VINITA	Jim WITSENANT	<i>Jim Witsenant</i>	jim@cityofvinita.com	918-256-6468	918-944-0
Congressman Mullin	Debbie Dooley	<i>Debbie Dooley</i>	debbie.dooley@mail.house.gov	918-281-0433	918-512-045
Osage Co.	BILL JUMP	<i>Bill Jump</i>			
Warren CAT	Cody Young	<i>Cody Young</i>	cody.young@warrencat.com		918-237-25
SCURVEYING + MAPPING	DEBORAH MARSHALL	<i>Deborah Marshall</i>	dmarshall@sam-biz		405-658-3606