


**Nowata County
8-Yr Plan**


Revised by BLICK 4-24-2012


	2012				2013				2014				2015			
	CBRI	BR	CIRB	Other	CBRI	BR	CIRB	Other	CBRI	BR	CIRB	Other	CBRI	BR	CIRB	Other
Unencumbered Balance	\$ 756,339				\$ 829,339				\$ 605,424				\$ 548,424			
Yearly Accumulation	\$ 213,000	\$ 193,000	\$ 2,308,211	\$ -	\$ 213,000	\$ 169,000	\$ 3,038,985	\$ -	\$ 213,000	\$ 193,000	\$ 1,026,000	\$ -	\$ 213,000	\$ 169,000	\$ 1,441,024	\$ 583,476
FORCE ACCOUNT PROJECTS	\$ -				\$ (200,000)				\$ (200,000)				\$ (200,000)			
Total Funds Available	\$ 969,339	\$ 193,000	\$ 2,308,211	\$ -	\$ 842,339	\$ 169,000	\$ 3,038,985	\$ -	\$ 618,424	\$ 193,000	\$ 1,026,000	\$ -	\$ 561,424	\$ 169,000	\$ 1,441,024	\$ 583,476


Dist/ Year	J/P#	IRR	Project	Phase	Engineer's Estimate	2012				2013				2014				2015			
						250C105	BR	CIRB	ETR	250C105	BR	CIRB	ETR	250C105	BR	CIRB	ETR	250C105	BR	CIRB	CHEROKEE
2 2012	25423 CIRB- 153D(160)RB	NO	CALIFORNIA CREEK LWC (CIRB) 400ft	ENG ROW UTILS CONST + 15%	42,461 14,000 1,044,200			\$ 42,461 \$ 14,000 \$ 1,044,200													
2 2012	27819 CIRB- 153D(202)RB	NO	BR #6 OPPOSSUM CREEK (BR & CIRB) 60ft	ENG ROW UTILS CONST + 15%	10,000 10,000 427,800		\$ 193,000	\$ 10,000 \$ 10,000 \$ 234,800													
2 2012	27816 CIRB- 153D(201)RB	NO	SHOOFLY LWC ON NS406 (CIRB) 120ft	Eng/Env ROW UTILS CONST + 15%	5,000 15,000 741,750			\$ 5,000 \$ 15,000 \$ 741,750													
2 2013	28556	NO	BR #17 OPOSSUM CREEK (BR & CIRB) 100ft	ENG R/W UTILS CONST + 15%	70,000 5,000 10,000 575,000	\$ 70,000		\$ 5,000 \$ 10,000			\$ 166,915	\$ 169,000	\$ 239,085								
1 2013	27815 CIRB- 153D(203)RB	NO	BR #76 PURGATORY CREEK (CIRB) 80ft	ENG ROW UTILS CONST + 15%	10,000 31,000 595,700			\$ 10,000 \$ 31,000					\$ 595,700								
3 2013	27818 CIRB- 153D(205)RB	NO	BR #24 OPPOSSUM CREEK (CIRB) 150ft	ENG R/W UTILS CONST + 15%	20,000 65,000 2,169,200			\$ 20,000 \$ 65,000					\$ 2,169,200								
2 2014	28557 BR- 153_()CI	NO	BR #37 CEDAR CREEK (BR & CIRB) 60ft	ENG R/W UTILS CONST + 15%	70,000 5,000 10,000 431,250	\$ 70,000		\$ 5,000 \$ 10,000					\$ 193,000	\$ 238,250							
2 2014	27817 CIRB- 153C(204)RB	NO	BR #14 OPPOSSUM CREEK (CIRB) 60ft	ENG ROW UTILS CONST + 15%	10,000 10,000 672,750			\$ 10,000					\$ 10,000	\$ 672,750							
1 2015	28558 BR-153_()CI	YES	BR #78 CREEK (BR & CIRB) 150ft	ENG R/W UTILS CONST + 15%	70,000 5,000 10,000 1,035,000	\$ 70,000		\$ 5,000 \$ 10,000					\$ 169,000	\$ 282,524	\$ 583,476						
1 2015	27814 CIRB- 153_()RB	NO	BR #69 CURL CREEK (CIRB) 100ft	ENG R/W UTILS CONST + 15%	60,000 10,000 50,000 908,500		\$ 60,000						\$ 10,000	\$ 50,000	\$ 908,500						
2 2016		NO	BR #62 Trib to MORMON CREEK (BR & CIRB) _ft	ENG ROW UTILS CONST + 15%	70,000 5,000 10,000 460,000						\$ 70,000			\$ 5,000	\$ 10,000						


Approved in regular session this 30 day of April, 2012.


Chairman


Member


Member


Deputy
County Clerk

 Attest

**Nowata County
8-Yr Plan**

Revised by BLICK 4-24-2012

	2012				2013				2014				2015			
	CBRI	BR	CIRB	Other	CBRI	BR	CIRB	Other	CBRI	BR	CIRB	Other	CBRI	BR	CIRB	Other
Unencumbered Balance	\$ 756,339				\$ 829,339				\$ 605,424				\$ 548,424			
Yearly Accumulation	\$ 213,000	\$ 193,000	\$ 2,308,211	\$ -	\$ 213,000	\$ 169,000	\$ 3,038,985	\$ -	\$ 213,000	\$ 193,000	\$ 1,026,000	\$ -	\$ 213,000	\$ 169,000	\$ 1,441,024	\$ 583,476
FORCE ACCOUNT PROJECTS	\$ -				\$ (200,000)				\$ (200,000)				\$ (200,000)			
Total Funds Available	\$ 969,339	\$ 193,000	\$ 2,308,211	\$ -	\$ 842,339	\$ 169,000	\$ 3,038,985	\$ -	\$ 618,424	\$ 193,000	\$ 1,026,000	\$ -	\$ 561,424	\$ 169,000	\$ 1,441,024	\$ 583,476

Dist / Year	J/P#	IRR	Project	Phase	Engineer's Estimate	250C105	BR	CIRB	ETR	250C105	BR	CIRB	ETR	250C105	BR	CIRB	ETR	250C105	BR	CIRB	CHEROKEE					
1 2017		NO	BR #82 CREEK (BR & CIRB) 63ft	ENG	70,000																	\$ 70,000				
				R/W	5,000																					
				UTILS	10,000																					
				CONST + 15%	690,000																					
2 2016		NO	BR #2 OPPOSUM CREEK (CIRB) 60ft	ENG	80,000																		\$ 80,000			
				R/W	10,000																				\$ 10,000	
				UTILS	15,000																					\$ 15,000
				CONST + 10%	1,045,000																					
2 2017		NO	LWC on NS413 CALIFORNIA BRIDGE (CIRB) ft	ENG	160,000																		\$ 160,000			
				ROW	10,000																					
				UTILS	50,000																					
				CONST + 10%	2,200,000																					
1 2018		NO	BR #63 CREEK (BR & CIRB) _ft	ENG	70,000																					
				R/W	5,000																					
				UTILS	10,000																					
				CONST + 15%	402,500																					
3 2018		??	BR#92 & 93 WESTERN BRANCH (CIRB) _ft	ENG	160,000																					
				ROW	10,000																					
				UTILS	50,000																					
				CONST + 10%	1,380,000																					
1 2019		NO	BR #86 CREEK (BR & CIRB) 131ft	ENG	100,000																					
				ROW	5,000																					
				UTILS	10,000																					
				CONST + 15%	920,000																					
2 2019		??	LWC NS413 HICKORY CREEK (CIRB) _ft	ENG	160,000																					
				ROW	10,000																					
				UTILS	50,000																					
				CONST + 10%	1,320,000																					
3 2020	25424	NO	BR #43 HANCOCK BRIDGE (CIRB) 500ft	ENG	200,000																					
				R/W	20,000																					
				UTILS	100,000																					
				CONST + 10%	3,850,000																					
Total Expenditures						\$ 140,000	\$ 193,000	\$ 2,308,211	\$ -	\$ 236,915	\$ 169,000	\$ 3,038,985	\$ -	\$ 70,000	\$ 193,000	\$ 1,026,000	\$ -	\$ 70,000	\$ 169,000	\$ 1,441,024	\$ 583,476					
Ending Balance						\$ 829,339	\$ -	\$ -	\$ -	\$ 605,424	\$ -	\$ -	\$ -	\$ 548,424	\$ -	\$ -	\$ -	\$ 491,424	\$ -	\$ -	\$ -	\$ -				

**Nowata County
8-Yr Plan**

Revised by BLICK 4-24-2012

	2016				2017				2018				2019			
	CBRI	BR	CIRB	Other	CBRI	BR	CIRB	Other	CBRI	BR	CIRB	Other	CBRI	BR	CIRB	Other
Unencumbered Balance	\$ 491,424				\$ 434,424				\$ 152,386				\$ 165,386			
Yearly Accumulation	\$ 213,000	\$ 193,000	\$ 1,547,000	\$ -	\$ 213,000	\$ 169,000	\$ 2,960,962	\$ -	\$ 213,000	\$ 193,000	\$ 1,664,500	\$ -	\$ 213,000	\$ 169,000	\$ 1,765,962	\$ -
FORCE ACCOUNT PROJECTS	\$ (200,000)				\$ (200,000)				\$ (200,000)				\$ (200,000)			
Total Funds Available	\$ 504,424	\$ 193,000	\$ 1,547,000	\$ -	\$ 447,424	\$ 169,000	\$ 2,960,962	\$ -	\$ 165,386	\$ 193,000	\$ 1,664,500	\$ -	\$ 178,386	\$ 169,000	\$ 1,765,962	\$ -

Dist / Year	J/P#	IRR	Project	Phase	Engineer's Estimate	2016				2017				2018				2019			
						250C105	BR	CIRB	ETR	250C105	BR	CIRB	ETR	250C105	BR	CIRB	ETR	250C105	BR	CIRB	ETR
2 2012	25423 CIRB- 153D(160)RB	NO	CALIFORNIA CREEK LWC (CIRB) 400ft	ENG ROW UTILS CONST + 15%	42,461 14,000 1,044,200																
2 2012	27819 CIRB- 153D(202)RB	NO	BR #6 OPPOSSUM CREEK (BR & CIRB) 60ft	ENG ROW UTILS CONST + 15%	10,000 10,000 427,800																
2 2012	27816 CIRB- 153D(201)RB	NO	SHOOFLY LWC ON NS406 (CIRB) 120ft	Eng/Env ROW UTILS CONST + 15%	5,000 15,000 741,750																
2 2013	28556	NO	BR #17 OPOSSUM CREEK (BR & CIRB) 100ft	ENG R/W UTILS CONST + 15%	70,000 5,000 10,000 575,000																
1 2013	27815 CIRB- 153D(203)RB	NO	BR #76 PURGATORY CREEK (CIRB) 80ft	ENG ROW UTILS CONST + 15%	10,000 31,000 595,700																
3 2013	27818 CIRB- 153D(205)RB	NO	BR #24 OPPOSSUM CREEK (CIRB) 150ft	ENG R/W UTILS CONST + 15%	20,000 65,000 2,169,200																
2 2014	28557 BR- 153_()CI	NO	BR #37 CEDAR CREEK (BR & CIRB) 60ft	ENG R/W UTILS CONST + 15%	70,000 5,000 10,000 431,250																
2 2014	27817 CIRB- 153C(204)RB	NO	BR #14 OPPOSSUM CREEK (CIRB) 60ft	ENG ROW UTILS CONST + 15%	10,000 10,000 672,750																
1 2015	28558 BR-153_()CI	YES	BR #78 CREEK (BR & CIRB) 150ft	ENG R/W UTILS CONST + 15%	70,000 5,000 10,000 1,035,000																
1 2015	27814 CIRB- 153_()RB	NO	BR #69 CURL CREEK (CIRB) 100ft	ENG R/W UTILS CONST + 15%	60,000 10,000 50,000 908,500																
2 2016		NO	BR #62 Trib to MORMON CREEK (BR & CIRB) _ft	ENG ROW UTILS CONST + 15%	70,000 5,000 10,000 460,000		\$ 193,000	\$ 267,000													

**Nowata County
8-Yr Plan**

Revised by BLICK 4-24-2012

	2016				2017				2018				2019			
	CBRI	BR	CIRB	Other	CBRI	BR	CIRB	Other	CBRI	BR	CIRB	Other	CBRI	BR	CIRB	Other
Unencumbered Balance	\$ 491,424				\$ 434,424				\$ 152,386				\$ 165,386			
Yearly Accumulation	\$ 213,000	\$ 193,000	\$ 1,547,000	\$ -	\$ 213,000	\$ 169,000	\$ 2,960,962	\$ -	\$ 213,000	\$ 193,000	\$ 1,664,500	\$ -	\$ 213,000	\$ 169,000	\$ 1,765,962	\$ -
FORCE ACCOUNT PROJECTS	\$ (200,000)				\$ (200,000)				\$ (200,000)				\$ (200,000)			
Total Funds Available	\$ 504,424	\$ 193,000	\$ 1,547,000	\$ -	\$ 447,424	\$ 169,000	\$ 2,960,962	\$ -	\$ 165,386	\$ 193,000	\$ 1,664,500	\$ -	\$ 178,386	\$ 169,000	\$ 1,765,962	\$ -

Dist / Year	J/P#	IRR	Project	Phase	Engineer's Estimate	2016				2017				2018				2019			
						250C105	BR	CIRB	ETR	250C105	BR	CIRB	ETR	250C105	BR	CIRB	ETR	250C105	BR	CIRB	ETR
1 2017		NO	BR #82 CREEK (BR & CIRB) 63ft	ENG	70,000																
				R/W	5,000																
				UTILS	10,000		\$ 5,000														
				CONST + 15%	690,000		\$ 10,000														
						\$ 195,038	\$ 169,000	\$ 325,962													
2 2016		NO	BR #2 OPPOSUM CREEK (CIRB) 60ft	ENG	80,000																
				R/W	10,000																
				UTILS	15,000																
				CONST + 10%	1,045,000		\$ 1,045,000														
2 2017		NO	LWC on NS413 CALIFORNIA BRIDGE (CIRB) ft	ENG	160,000																
				ROW	10,000		\$ 10,000														
				UTILS	50,000		\$ 50,000														
				CONST + 10%	2,200,000						\$ 2,200,000										
1 2018		NO	BR #63 CREEK (BR & CIRB) __ft	ENG	70,000	\$ 70,000															
				R/W	5,000						\$ 5,000										
				UTILS	10,000						\$ 10,000										
				CONST + 15%	402,500											\$ 193,000	\$ 209,500				
3 2018		??	BR#92 & 93 WESTERN BRANCH (CIRB) __ft	ENG	160,000		\$ 160,000														
				ROW	10,000						\$ 10,000										
				UTILS	50,000						\$ 50,000										
				CONST + 10%	1,380,000											\$ 1,380,000					
1 2019		NO	BR #86 CREEK (BR & CIRB) 131ft	ENG	100,000	\$ 100,000															
				ROW	5,000										\$ 5,000						
				UTILS	10,000										\$ 10,000						
				CONST + 15%	920,000													\$ 425,038	\$ 169,000	\$ 325,962	
2 2019		??	LWC NS413 HICKORY CREEK (CIRB) __ft	ENG	160,000					\$ 160,000											
				ROW	10,000										\$ 10,000						
				UTILS	50,000										\$ 50,000						
				CONST + 10%	1,320,000													\$ 1,320,000			
3 2020	25424	NO	BR #43 HANCOCK BRIDGE (CIRB) 500ft	ENG	200,000					\$ 200,000											
				R/W	20,000													\$ 20,000			
				UTILS	100,000													\$ 100,000			
				CONST + 10%	3,850,000																
Total Expenditures						\$ 70,000	\$ 193,000	\$ 1,547,000	\$ -	\$ 295,038	\$ 169,000	\$ 2,960,962	\$ -	\$ -	\$ 193,000	\$ 1,664,500	\$ -	\$ 425,038	\$ 169,000	\$ 1,765,962	\$ -
Ending Balance						\$ 434,424	\$ -	\$ -	\$ -	\$ 152,386	\$ -	\$ -	\$ -	\$ 165,386	\$ -	\$ -	\$ -	\$ (246,652)	\$ -	\$ -	\$ -