

**Rogers County  
8-Year Plan**


Updated 12-21-2009 by Blick


12/21/2009 1:38 PM


	2010					2011				2012					2013				2014			
	CBRI	BR	CIRB	STP	Other	CBRI	BR	CIRB	Other	CBRI	BR	CIRB	STP	Other	CBRI	BR	CIRB	Other	CBRI	BR	CIRB	Other
Unencumbered Balance	\$ 179,509					\$ -				\$ -					\$ -				\$ -			
Yearly Accumulation	\$ 255,000	\$ 191,000	\$ 126,664	\$ 1,000,000	\$ 1,349,819	\$ 255,000	\$ 162,000	\$ 2,422,539	\$ 8,701,747	\$ 255,000	\$ 191,000	\$ 1,846,000	\$ 1,000,000	\$ 2,035,998	\$ 255,000	\$ 162,000	\$ 24,000	\$ 3,698,000	\$ 255,000	\$ 191,000	\$ 600,000	\$ 840,000
Total Funds Available	\$ 434,509	\$ 191,000	\$ 126,664	\$ 1,000,000	\$ 1,349,819	\$ 255,000	\$ 162,000	\$ 2,422,539	\$ 8,701,747	\$ 255,000	\$ 191,000	\$ 1,846,000	\$ 1,000,000	\$ 2,035,998	\$ 255,000	\$ 162,000	\$ 24,000	\$ 3,698,000	\$ 255,000	\$ 191,000	\$ 600,000	\$ 840,000


District	J/P	Project	Phase	Estimate	DISTRICT 3	DISTRICT 3	DISTRICT 1	DISTRICT 1	DISTRICT 2	DISTRICT 2	DISTRICT 3	DISTRICT 3	DISTRICT 1	DISTRICT 1	DISTRICT 3	DISTRICT 3	DISTRICT 1	DISTRICT 1				
Year	Job #				CBRI	BR	CBRI	BR	CBRI	BR	CBRI	BR	CBRI	BR	CBRI	BR	CBRI	BR				
1	26305 CB-1668(234)CO	BR #54 DOG CREEK (FORCE ACCT) 40'	Eng/Env																			
			ROW/Util																			
			Constr Insp	N/A																		
			Construction	\$ 200,000	\$ 200,000																	
	2010		INTERSECTION IMPROVEMENTS Road 450 & 415 (LOCAL)	Eng/Env	\$ 20,000																	
				ROW/Util	\$ 10,000		\$ 20,000															
				Constr Insp	N/A																	
				Construction	\$ 100,000		\$ 100,000															
	2011	25744 BRF-166C(219)CO	BR #79 DOG CREEK (BR) 62'	Eng/Env	\$ 30,000																	
				ROW/Util	\$ 30,000		\$ 30,000															
Constr Insp				\$ 96,156		\$ 96,156																
Construction				\$ 1,602,594		\$ 158,844	\$ 162,000	\$ 1,281,750														
2011	25524 ERSTP- 166C(214)ER	WINGANON CAUSEWAY (FEMA 80%) (LOCAL 20%)	Eng/Env	\$ 35,000																		
			ROW/Util	\$ -																		
			Constr Insp	\$ 345,344																		
			Construction	\$ 5,755,727				\$ 345,344														
2012		BR #83 CREEK (LOCAL) 22'	Eng/Env	\$ 30,000																		
			ROW/Util	\$ 15,000																		
			Constr Insp	N/A																		
			Construction	\$ 200,000																		
2013		BR #2 PRYOR CREEK (LOCAL) 28'	Eng/Env	\$ 30,000																		
			ROW/Util	\$ 15,000																		
			Constr Insp	N/A																		
			Construction	\$ 200,000																		
2014		BR #18 CREEK (BR) 62'	Eng/Env	\$ 60,000																		
			ROW/Util	\$ 25,000																		
			Constr Insp	\$ 36,000																		
			Construction	\$ 600,000																		
2014		BR #63 DOG CREEK (CIRB) 30'	Eng/Env	N/A																		
			ROW/Util	\$ 24,000																		
			Constr Insp	\$ 33,962																		
			Construction	\$ 566,038																		
2015		BR #26 CREEK (LOCAL) 22'	Eng/Env	\$ 30,000																		
			ROW/Util	\$ 15,000																		
			Constr Insp	N/A																		
			Construction	\$ 200,000																		
2016		BR #74 CREEK (LOCAL) 24'	Eng/Env	\$ 30,000																		
			ROW/Util	\$ 15,000																		
			Constr Insp	N/A																		
			Construction	\$ 200,000																		
2017		BR #86 CREEK (BR) 44'	Eng/Env	\$ 60,000																		
			ROW/Util	\$ 25,000																		
			Constr Insp	\$ 36,000																		
			Construction	\$ 600,000																		
2	25427 STP-166C(210)CO	BR #98 ELM CREEK (STP) 31'	Eng/Env																			
			ROW/Util																			
			Constr Insp	\$ 74,790																		
			Construction	\$ 1,246,498			\$ 1,000,000	\$ 246,498														
2	20642 BRO- 166D(123)CO	BR #113 SPUNKY CRK (LOCAL) 61'	Eng/Env																			
			ROW/Util																			
			Constr Insp	\$ 32,486																		
			Construction	\$ 541,440					\$ 541,440													
2		BR at EW50 & NS405 (LOCAL) <20'	Eng/Env	\$ 50,000																		
			ROW/Util	\$ 20,000																		
			Constr Insp	N/A																		
			Construction	\$ 300,000																		
2	25479 CIRB- 166D(211)RB	BR #102 & 106 Honey & Boggy Creek (CIRB)	Eng/Env	\$ 126,664		\$ 126,664																
			ROW/Util	\$ 139,965																		
			Constr Insp	\$ 2,192,784					\$ 139,965													
			Construction	\$ 2,192,784					\$ 2,192,784													
2		BR #44 FOUR MILE CRK (LOCAL) 44'	Eng/Env	\$ 40,000																		
			ROW/Util	\$ 15,000																		
			Constr Insp	N/A																		
			Construction	\$ 250,000																		
2	26988 STP-166C(244)CO	193rd E. Ave. PORT to 76 St. N. (STP)	Eng/Env	\$ 100,000																		
			ROW/Util	\$ 142,698																		
			Constr Insp	\$ 2,378,300																		
			Construction	\$ 2,378,300																		
2		BR #36 CREEK (BR) 26'	Eng/Env	\$ 55,000																		
			ROW/Util	\$ 25,000																		
			Constr Insp	\$ 25,000																		
			Construction	\$ 420,000																		
2		PINE ST WIDENING 145th to 289th (LOCAL)	Eng/Env	\$ 200,000																		
			ROW/Util	\$ 100,000																		
			Constr Insp	\$ 180,000																		
			Construction	\$ 3,000,000																		


Approved in regular session this 28 day of DECEMBER, 2009.

  
Chairman

  
Member

  
Member

  
Member

Attest: 



1

2

**Rogers County  
8-Year Plan**

Updated 12-21-2009 by Blick

12/21/2009 1:38 PM

	2010					2011				2012					2013				2014			
	CBRI	BR	CIRB	STP	Other	CBRI	BR	CIRB	Other	CBRI	BR	CIRB	STP	Other	CBRI	BR	CIRB	Other	CBRI	BR	CIRB	Other
Unencumbered Balance	\$ 179,509					\$ -				\$ -					\$ -				\$ -			
Yearly Accumulation	\$ 255,000	\$ 191,000	\$ 126,664	\$ 1,000,000	\$ 1,349,819	\$ 255,000	\$ 162,000	\$ 2,422,539	\$ 8,701,747	\$ 255,000	\$ 191,000	\$ 1,846,000	\$ 1,000,000	\$ 2,035,998	\$ 255,000	\$ 162,000	\$ 24,000	\$ 3,698,000	\$ 255,000	\$ 191,000	\$ 600,000	\$ 840,000
Total Funds Available	\$ 434,509	\$ 191,000	\$ 126,664	\$ 1,000,000	\$ 1,349,819	\$ 255,000	\$ 162,000	\$ 2,422,539	\$ 8,701,747	\$ 255,000	\$ 191,000	\$ 1,846,000	\$ 1,000,000	\$ 2,035,998	\$ 255,000	\$ 162,000	\$ 24,000	\$ 3,698,000	\$ 255,000	\$ 191,000	\$ 600,000	\$ 840,000

District Year	J/P Job #	Project	Phase	Estimate	DISTRICT 3					DISTRICT 1				DISTRICT 2					DISTRICT 3				DISTRICT 1			
					CBRI	BR	CIRB	STP	LOCAL	CBRI	BR	CIRB	LOCAL	CBRI	BR	CIRB	STP	LOCAL	CBRI	BR	CIRB	LOCAL	CBRI	BR	CIRB	LOCAL
2 2014		BR #77 CREEK (LOCAL) 48'	Eng/Env	\$ 40,000																						
			ROW/Util	\$ 15,000																						
			Constr Insp	N/A																						
			Construction	\$ 250,000																						\$ 250,000
2 2015		BR #37 CREEK (RR & LOCAL) 29'	Eng/Env	\$ 50,000																						
			ROW/Util	\$ 20,000																						\$ 20,000
			Constr Insp	N/A																						
			Construction	\$ 250,000																						
2 2015		BR #152 CREEK (BR)	Eng/Env	\$ 60,000																						
			ROW/Util	\$ 25,000																						\$ 25,000
			Constr Insp	\$ 24,000																						
			Construction	\$ 400,000																						
2 2018	?? Kellogg	BR #56 RABB CRK (LOCAL) 25'	Eng/Env	\$ 60,000																						
			ROW/Util	\$ 25,000																						
			Constr Insp	N/A																						
			Construction	\$ 400,000																						
3 2010	25564 CB-166D(216)CO	TRIB TO BULL (FORCE ACCT)	Eng/Env																							
			ROW/Util																							
			Constr Insp	N/A																						
			Construction	\$ 150,000	\$ 21,469					\$ 128,531																
3 2010	21490 BRO- 166D(139)CO	BR #96 TRIB PANTHER (BR) 30'	Eng/Env																							
			ROW/Util																							
			Constr Insp	\$ 20,040	\$ 20,040																					
			Construction	\$ 334,000	\$ 143,000	\$ 191,000																				
3 2010		BR #139 BULL CREEK (FORCE ACCT) 36'	Eng/Env	N/A																						
			ROW/Util	N/A																						
			Constr Insp	N/A																						
			Construction	\$ 200,000	\$ 50,000					\$ 150,000																
3 2011	21491 BRO- 166D(140)CO	BR #126 INOLA CREEK (LOCAL) 73'	Eng/Env																							
			ROW/Util																							
			Constr Insp																							
			Construction	\$ 450,000					\$ 450,000																	
3 2012	25480 CIRB- 166C(212)RB	BR #107 & 108 Chouteau Creek (CIRB)	Eng/Env	N/A																						
			ROW/Util	\$ 89,790																						
			Constr Insp	\$ 110,760																						
			Construction	\$ 1,735,240																						
1 & 3 2013		BR #87 CLAREMORE LAKE (BR) 55'	Eng/Env	\$ 60,000																						
			ROW/Util	\$ 20,000																						
			Constr Insp	\$ 30,000																						
			Construction	\$ 500,000																						
3 2014		BR #104A CREEK (LOCAL) 24'	Eng/Env	\$ 40,000																						
			ROW/Util	\$ 15,000																						
			Constr Insp	N/A																						
			Construction	\$ 250,000																						\$ 250,000
3 2016		BR #134 INOLA CREEK (BR) 92'	Eng/Env	\$ 60,000																					\$ 60,000	
			ROW/Util	\$ 35,387																						
			Constr Insp	\$ 45,012																						
			Construction	\$ 705,192																						
3 OUT YEAR		BR #137 MO&PA RR (BR) 208'	Eng/Env	\$ 60,000																						
			Utilities	\$ 20,000																						
			Constr Insp	\$ 32,640																						
			Construction	\$ 511,360																						
Total Expenditures					\$ 434,509	\$ 191,000	\$ 126,664	\$ 1,000,000	\$ 1,349,819	\$ 255,000	\$ 162,000	\$ 2,422,539	\$ 8,701,747	\$ 255,000	\$ 191,000	\$ 1,846,000	\$ 1,000,000	\$ 2,035,998	\$ 255,000	\$ 162,000	\$ 24,000	\$ 3,698,000	\$ 255,000	\$ 191,000	\$ 600,000	\$ 840,000
Ending Balance					\$ -	\$ -	\$ -	\$ -	\$ 0	\$ -	\$ -	\$ -	\$ (0)	\$ -	\$ -	\$ -	\$ -	\$ -	\$ -	\$ -	\$ -	\$ -	\$ -	\$ -	\$ -	\$ -

		2010	2011	2012	2013	2014
<b>LOCAL FUNDS REQUIRED:</b>	<b>DISTRICT 1</b>	\$ 195,000	\$ 7,382,821	\$ 90,000	\$ 240,000	\$ 220,000
	<b>DISTRICT 2</b>	\$ 426,288	\$ 1,258,926	\$ 1,885,998	\$ 3,330,000	\$ 310,000
	<b>DISTRICT 3</b>	\$ 728,531	\$ 60,000	\$ 60,000	\$ 128,000	\$ 310,000

**Rogers County  
8-Year Plan**

Updated 12-21-2009 by Blick

12/21/2009 1:38 PM

	2015				2016				2017			
	CBRI	BR	CIRB	Other	CBRI	BR	CIRB	Other	CBRI	BR	CIRB	Other
Unencumbered Balance	\$ -	\$ -	\$ -	\$ -	\$ -	\$ -	\$ -	\$ -	\$ -	\$ -	\$ -	\$ -
Yearly Accumulation	\$ 255,000	\$ 162,000	\$ -	\$ 757,387	\$ 255,000	\$ 191,000	\$ -	\$ 624,204	\$ 255,000	\$ 162,000	\$ -	\$ 244,000
Total Funds Available	\$ 255,000	\$ 162,000	\$ -	\$ 757,387	\$ 255,000	\$ 191,000	\$ -	\$ 624,204	\$ 255,000	\$ 162,000	\$ -	\$ 244,000

District Year	J/P Job #	Project	Phase	Estimate	DISTRICT 2				DISTRICT 3				DISTRICT 1						
					CBRI	BR	CIRB	LOCAL	CBRI	BR	CIRB	LOCAL	CBRI	BR	CIRB	LOCAL			
1	2010	26305 CB-166B(234)CO BR #54 DOG CREEK (FORCE ACCT) 40'	Eng/Env																
			ROW/Util																
	2010	INTERSECTION IMPROVEMENTS Road 450 & 415 (LOCAL)	Constr Insp	N/A															
			Construction	\$ 200,000															
	2011	25744 BRF-166C(219)CO BR #79 DOG CREEK (BR) 62'	Eng/Env																
			ROW/Util	\$ 30,000															
	2011	25524 ERSTP- 166C(214)ER WINGANON CAUSEWAY (FEMA 80%) (LOCAL 20%)	Constr Insp	N/A															
			Construction	\$ 1,602,594															
	2012	BR #83 CREEK (LOCAL) 22'	Eng/Env	\$ 30,000															
			ROW/Util	\$ 15,000															
2013	BR #2 PRYOR CREEK (LOCAL) 28'	Constr Insp	N/A																
		Construction	\$ 200,000																
2014	BR #18 CREEK (BR) 62'	Eng/Env	\$ 60,000																
		ROW/Util	\$ 25,000																
2014	BR #63 DOG CREEK (CIRB) 30'	Constr Insp	\$ 36,000																
		Construction	\$ 600,000																
2015	BR #26 CREEK (LOCAL) 22'	Eng/Env	N/A																
		ROW/Util	\$ 24,000																
2015	BR #26 CREEK (LOCAL) 22'	Constr Insp	\$ 33,962																
		Construction	\$ 566,038																
2016	BR #74 CREEK (LOCAL) 24'	Eng/Env	\$ 30,000																
		ROW/Util	\$ 15,000																
2017	BR #86 CREEK (BR) 44'	Constr Insp	N/A																
		Construction	\$ 200,000																
2	2010	25427 STP-166C(210)CO BR #98 ELM CREEK (STP) 31'	Eng/Env																
			ROW/Util																
	2011	20642 BRO- 166D(123)CO BR #113 SPUNKY CRK (LOCAL) 61'	Constr Insp	\$ 74,790															
			Construction	\$ 1,246,498															
	2011	BR at EW50 & NS405 (LOCAL) <20'	Eng/Env	\$ 50,000															
			ROW/Util	\$ 20,000															
	2011	25479 CIRB- 166D(211)RB BR #102 & 106 Honey & Boggy Creek (CIRB)	Constr Insp	N/A															
			Construction	\$ 300,000															
	2012	BR #44 FOUR MILE CRK (LOCAL) 44'	Eng/Env	\$ 40,000															
			ROW/Util	\$ 15,000															
2012	26988 STP-166C(244)CO 193rd E. Ave. PORT to 76 St. N. (STP)	Constr Insp	N/A																
		Construction	\$ 250,000																
2012	BR #36 CREEK (BR) 26'	Eng/Env	\$ 100,000																
		ROW/Util	\$ 142,698																
2013	PINE ST WIDENING 145th to 289th (LOCAL)	Constr Insp	\$ 2,378,300																
		Construction	\$ 420,000																
2013	145th to 289th (LOCAL)	Eng/Env	\$ 200,000																
		ROW/Util	\$ 100,000																
2013	145th to 289th (LOCAL)	Constr Insp	\$ 180,000																
		Construction	\$ 3,000,000																

**Rogers County  
8-Year Plan**

Updated 12-21-2009 by Blick

	2015				2016				2017			
	CBRI	BR	CIRB	Other	CBRI	BR	CIRB	Other	CBRI	BR	CIRB	Other
Unencumbered Balance	\$ -				\$ -				\$ -			
Yearly Accumulation	\$ 255,000	\$ 162,000	\$ -	\$ 757,387	\$ 255,000	\$ 191,000	\$ -	\$ 624,204	\$ 255,000	\$ 162,000	\$ -	\$ 244,000
Total Funds Available	\$ 255,000	\$ 162,000	\$ -	\$ 757,387	\$ 255,000	\$ 191,000	\$ -	\$ 624,204	\$ 255,000	\$ 162,000	\$ -	\$ 244,000

District Year	J/P Job #	Project	Phase	Estimate	DISTRICT 2				DISTRICT 3				DISTRICT 1					
					CBRI	BR	CIRB	LOCAL	CBRI	BR	CIRB	LOCAL	CBRI	BR	CIRB	LOCAL		
2 2014		BR #77 CREEK (LOCAL) 48'	Eng/Env	\$ 40,000														
			ROW/Util	\$ 15,000														
			Constr Insp	N/A														
			Construction	\$ 250,000														
2 2015		BR #37 CREEK (RR & LOCAL) 29'	Eng/Env	\$ 50,000														
			ROW/Util	\$ 20,000														
			Constr Insp	N/A														
			Construction	\$ 250,000				\$ 250,000										
2 2015		BR #152 CREEK (BR)	Eng/Env	\$ 60,000														
			ROW/Util	\$ 25,000														
			Constr Insp	\$ 24,000	\$ 24,000													
			Construction	\$ 400,000	\$ 231,000	\$ 162,000	\$ 7,000											
2 2018	?? Kellogg	BR #56 RABB CRK (LOCAL) 25'	Eng/Env	\$ 60,000														
			ROW/Util	\$ 25,000														
			Constr Insp	N/A														
			Construction	\$ 400,000														\$ 25,000
3 2010	25564 CB-166D(216)CO	TRIB TO BULL (FORCE ACCT)	Eng/Env															
			ROW/Util															
			Constr Insp	N/A														
			Construction	\$ 150,000														
3 2010	21490 BRO- 166D(139)CO	BR #96 TRIB PANTHER (BR) 30'	Eng/Env															
			ROW/Util															
			Constr Insp	\$ 20,040														
			Construction	\$ 334,000														
3 2010		BR #139 BULL CREEK (FORCE ACCT) 36'	Eng/Env	N/A														
			ROW/Util	N/A														
			Constr Insp	N/A														
			Construction	\$ 200,000														
3 2011	21491 BRO- 166D(140)CO	BR #126 INOLA CREEK (LOCAL) 73'	Eng/Env															
			ROW/Util															
			Constr Insp															
			Construction	\$ 450,000														
3 2012	25480 CIRB- 166C(212)RB	BR #107 & 108 Chouteau Creek (CIRB)	Eng/Env	N/A														
			ROW/Util	\$ 89,790														
			Constr Insp	\$ 110,760														
			Construction	\$ 1,735,240														
1 & 3 2013		BR #87 CLAREMORE LAKE (BR) 55'	Eng/Env	\$ 60,000														
			ROW/Util	\$ 20,000														
			Constr Insp	\$ 30,000														
			Construction	\$ 500,000														
3 2014		BR #104A CREEK (LOCAL) 24'	Eng/Env	\$ 40,000														
			ROW/Util	\$ 15,000														
			Constr Insp	N/A														
			Construction	\$ 250,000														
3 2016		BR #134 INOLA CREEK (BR) 92'	Eng/Env	\$ 60,000														
			ROW/Util	\$ 35,387				\$ 35,387										
			Constr Insp	\$ 45,012					\$ 45,012									
			Construction	\$ 705,192					\$ 209,988	\$ 191,000		\$ 304,204						
3 OUT YEAR		BR #137 MO&PA RR (BR) 208'	Eng/Env	\$ 60,000				\$ 60,000										
			Utilities	\$ 20,000								\$ 20,000						
			Constr Insp	\$ 32,640														
			Construction	\$ 511,360														
Total Expenditures					\$ 255,000	\$ 162,000	\$ -	\$ 757,387	\$ 255,000	\$ 191,000	\$ -	\$ 624,204	\$ 255,000	\$ 162,000	\$ -	\$ 244,000		
Ending Balance					\$ -	\$ -	\$ -	\$ -	\$ -	\$ -	\$ -	\$ -	\$ -	\$ -	\$ -	\$ -		

	2015	2016	2017
LOCAL FUNDS REQUIRED: DISTRICT 1	\$ 305,000	\$ 240,000	\$ 219,000
DISTRICT 2	\$ 357,000	\$ 60,000	\$ 25,000
DISTRICT 3	\$ 95,387	\$ 324,204	\$ -